



NON-GOVERNMENTAL UNION

**FOUNDATION FOR SUPPORT OF REFORMS IN UKRAINE**

---

Financial report 2018

## NON-GOVERNMENTAL UNION "FOUNDATION FOR SUPPORT OF REFORMS IN UKRAINE"



Non-governmental union "Foundation for support of reforms in Ukraine" is an independent, non-governmental union that has been operating since 2015.



The Foundation was founded at the discretion of the National Reforms Council jointly with the European Bank for Reconstruction and Development, at support of International Renaissance Foundation. "Foundation for support of reforms in Ukraine" foundation was stipulated in a panel session of the National Reforms Council through the President of Ukraine and the other members of NRC.



**Our objective and primary goal** is to promote the development of Ukraine and improve the material well-being of its citizens by supporting the development and implementation of reforms in Ukraine. The organization is financially backed by the international funders and separate Ukrainian and foreign organizations and citizens. All launched initiatives and implemented projects will be published in the Foundation annual reports and brief graphical reports in the course of the year.



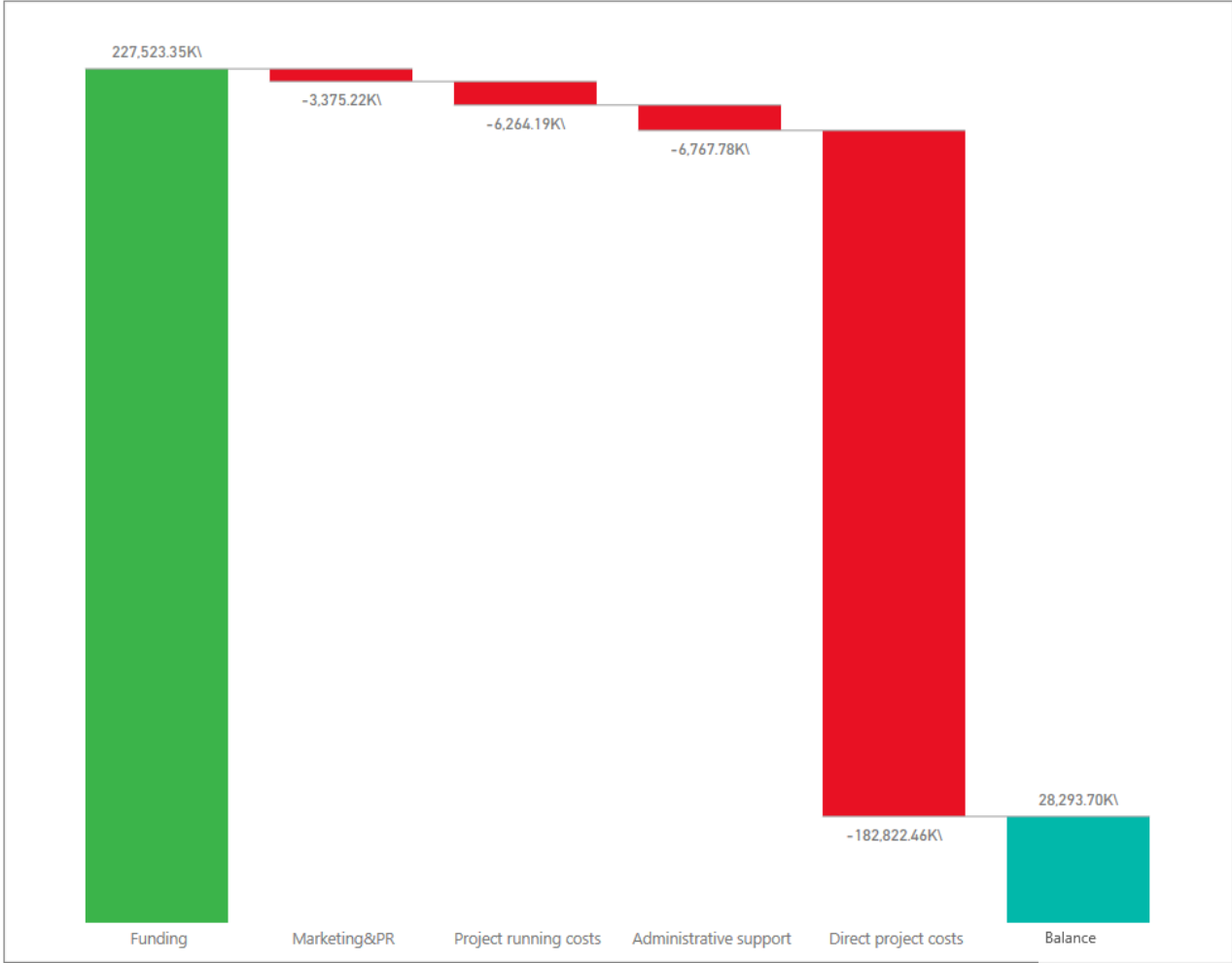
**The Governing bodies** of the "Foundation for support of reforms in Ukraine" is the Meeting (the supreme governing body), Supervisory Board (supervisory body concerning statutory and financial activities and Fund assets permitted use) and the Executive Director.



The Executive Director of the Non-governmental union "Foundation for support of reforms in Ukraine" is **Yurii Shkil**.



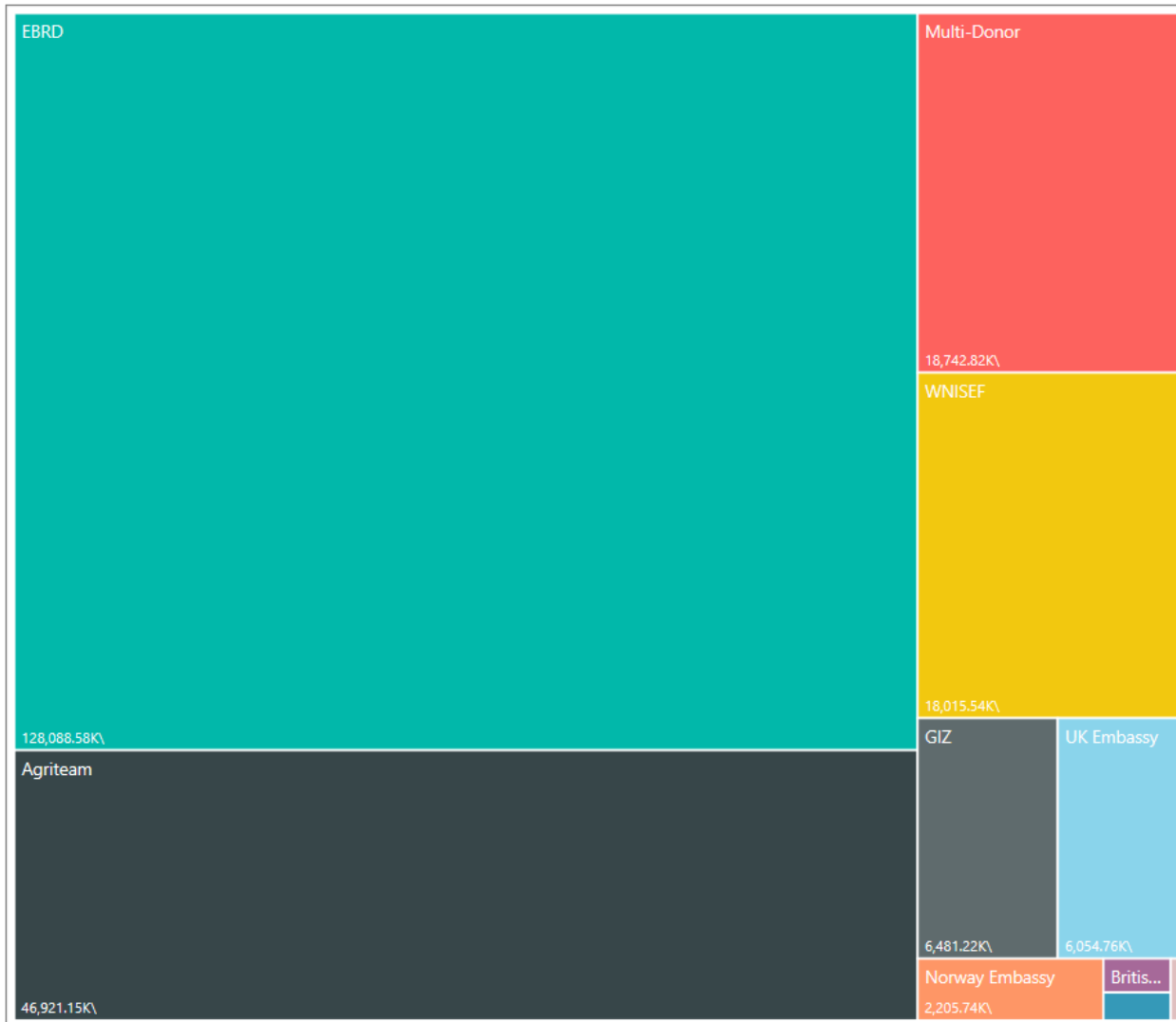
# Funding/Costs 2018 Total



Category	Amount, in thousand UAH	%
<b>Contributions</b>	<b>227,523.35</b>	
<b>Expenditures</b>	<b>199,229.65</b>	:
Direct project costs	182,822.46	91.76 %
Administrative support	6,767.78	3.40 %
Project running costs	6,264.19	3.14 %
Marketing & PR	3,375.22	1.70%
<b>Balance</b>	<b>28,293.70</b>	



# Funding contributions by Donors



<i>Donor</i>	<i>Funding, in thousand UAH</i>	<i>% of funding</i>
EBRD	128,088.58	56.30 %
Agriteam Ca	46,921.15	20.62 %
Multi-Donor	18,742.82	8.24 %
WNISEF	18,015.54	7.92 %
GIZ	6,481.22	2.85 %
UK Embassy	6,054.76	2.66 %
Norway Embassy	2,205.74	0.97 %
British Ukrainian Chamber of Commerce	441.01	0.19 %
GFA Consulting Group GmbH	360.61	0.16 %
INSTITUTE FOR WAR + PEACE REPORTING	211.92	0.09 %



## Funding contributions by Projects



<i>Project</i>	<i>Funding, in thousand UAH</i>	<i>% of funding</i>
EPO	52,167.71	22.93 %
RST	51,219.62	22.51 %
PRSM	42,697.57	18.77 %
RDO	23,754.43	10.44 %
Promotion of Ukraine	16,606.30	7.3 %
FSR PMO	14,068.48	6.18 %
IPO	10,353.78	4.55 %
CD of the ED&TR	6,099.58	2.68 %
PMO MoD	6,054.76	2.66 %
Miscellaneous projects support	2,136.53	0.94 %
MIU	388.27	0.17 %
RCP in Ukraine	381.64	0.17 %
EU-UA Association Agreement	360.61	0.16 %
Power of opportunity	304.06	0.13 %
KMDA	289.26	0.13 %
Entrepreneur in Residence	243.08	0.11 %
ProZorro.Sale	211.92	0.09 %
EPA	185.76	0.08 %



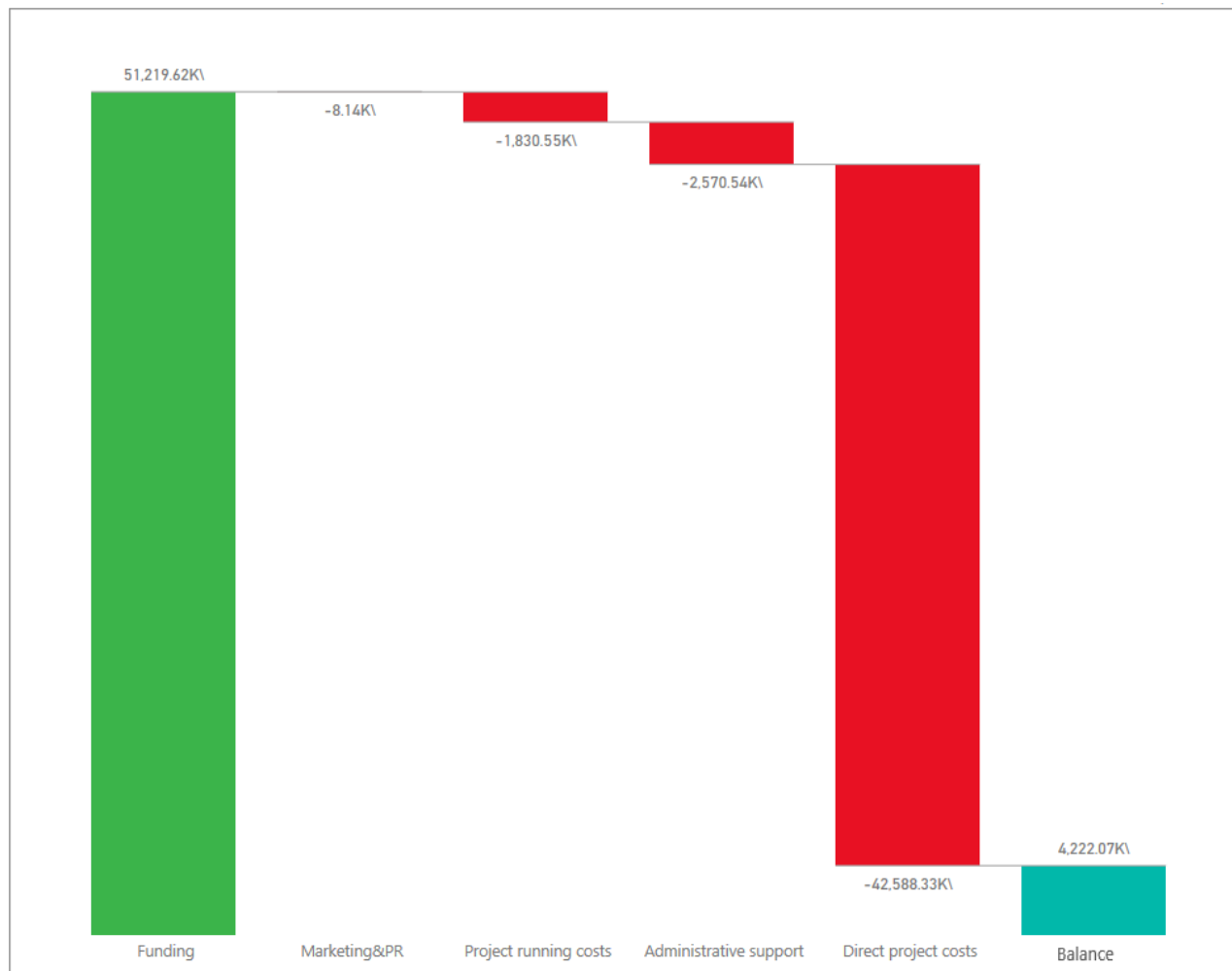
## Export promotion office (EPO)



Category	Amount, in thousand UAH	%
<b>Contributions</b>	<b>52,167.71</b>	
<b>Expenditures</b>	<b>36,981.65</b>	
Direct project costs	33,348.23	90.18 %
Project running costs	1,780.97	4.81 %
Administrative support	1,296.61	3.51 %
Marketing & PR	555.85	1.50 %
<b>Balance</b>	<b>15,186.06</b>	
<b>Project managers: 27</b>		



# Support for institutions under the reform support architecture for Ukraine – Reform Support Teams(RST)



Category	Amount, in thousand UAH	%
<b>Contributions</b>	<b>51,219.62</b>	
<b>Expenditures</b>	<b>46,997.55</b>	:
Direct project costs	42,588.33	90.62 %
Administrative support	2,570.54	5.47 %
Project running costs	1,830.55	3.89 %
Marketing & PR	8.14	0.02 %
<b>Balance</b>	<b>4,222.07</b>	

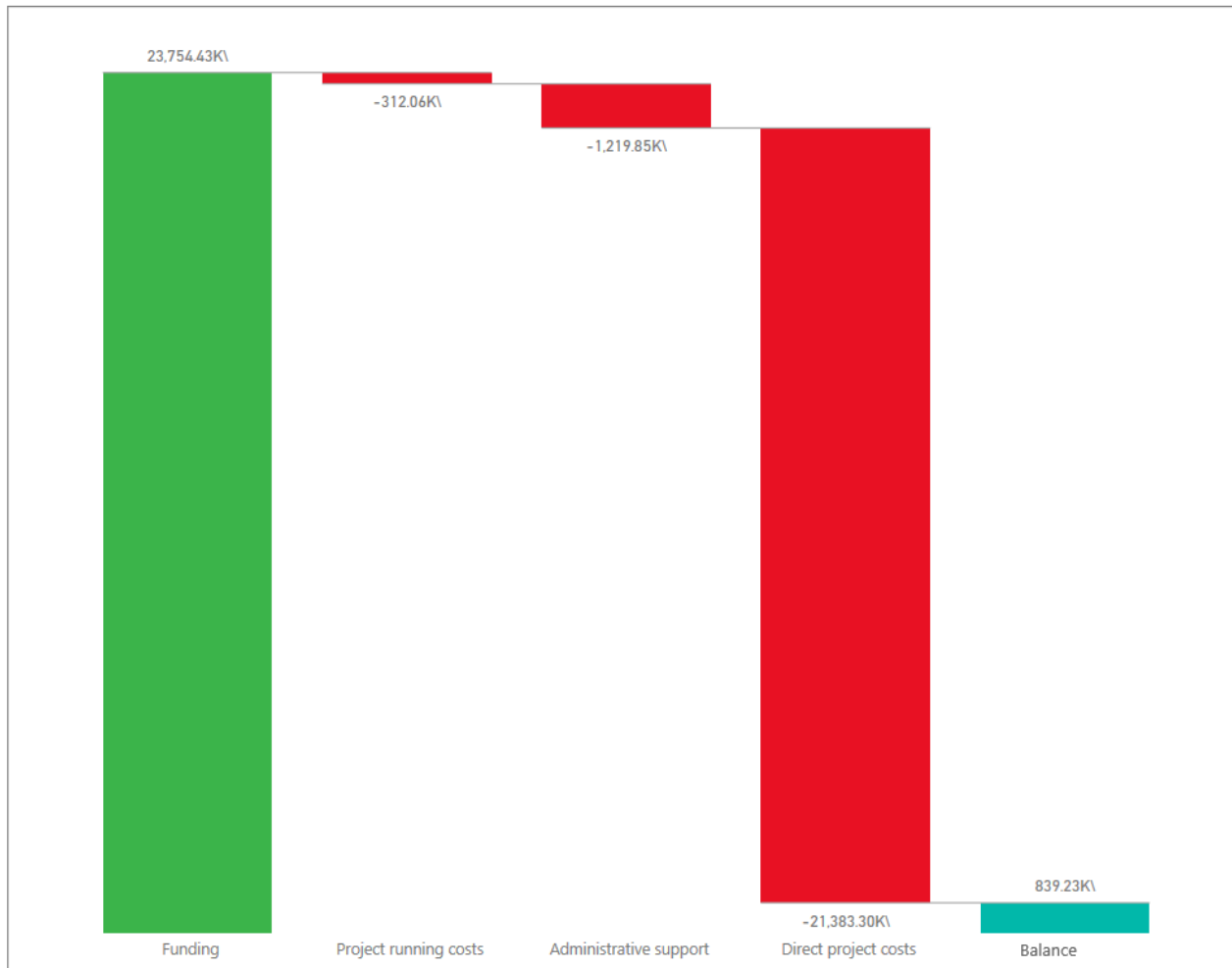
**Project managers: 108**



NON-GOVERNMENTAL UNION  
FOUNDATION FOR SUPPORT OF REFORMS IN UKRAINE

Financial report 2018

# Support for institutions under the reform support architecture for Ukraine – Reforms Delivery Office(RDO)



Category	Amount, in thousand UAH	%
<b>Contributions</b>	<b>23,754.43</b>	
<b>Expenditures</b>	<b>22,915.20</b>	:
Direct project costs	21,383.30	93.31 %
Administrative support	1,219.85	5.32 %
Project running costs	312.06	1.36 %
<b>Balance</b>	<b>839.23</b>	

**Project managers: 27**

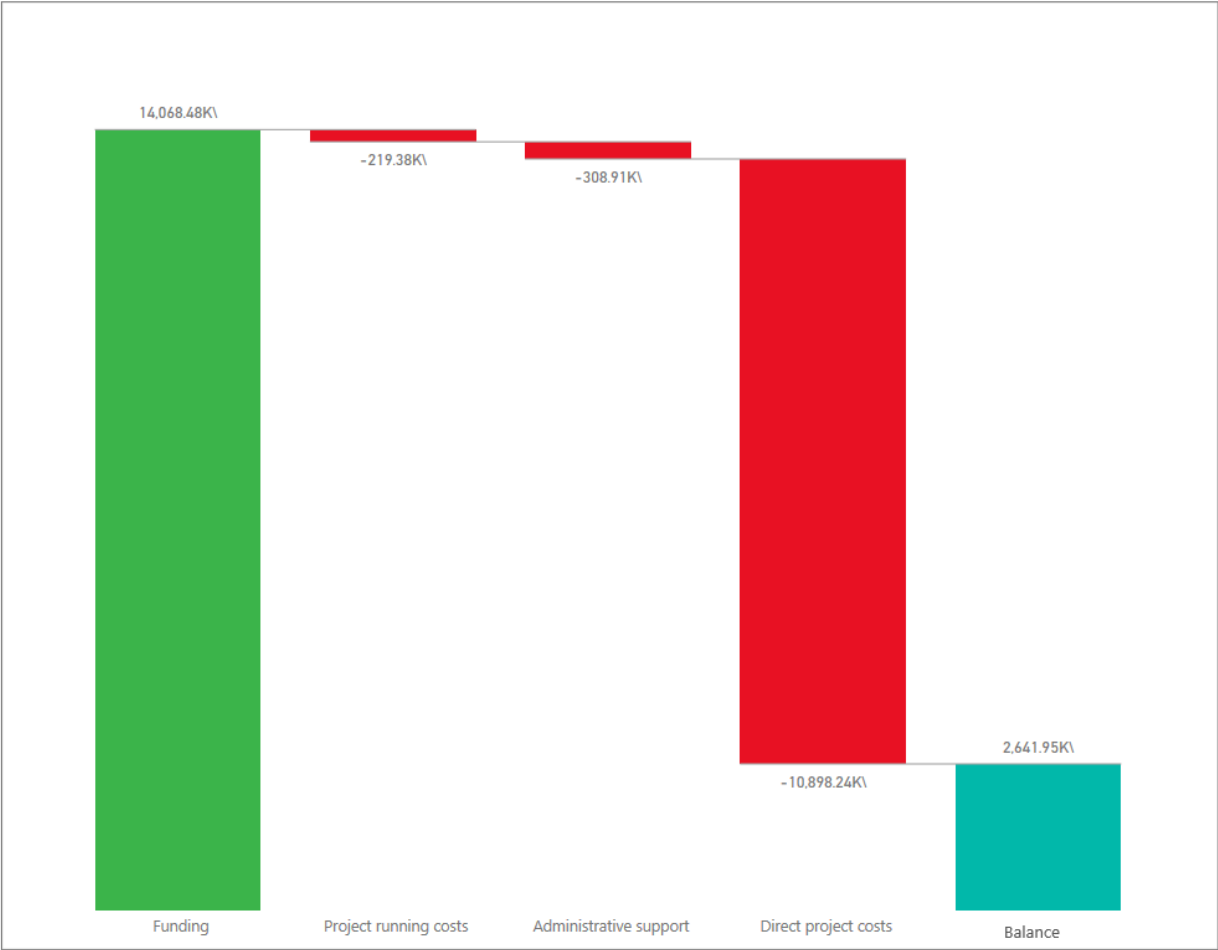


NON-GOVERNMENTAL UNION  
FOUNDATION FOR SUPPORT OF REFORMS IN UKRAINE

Financial report 2018



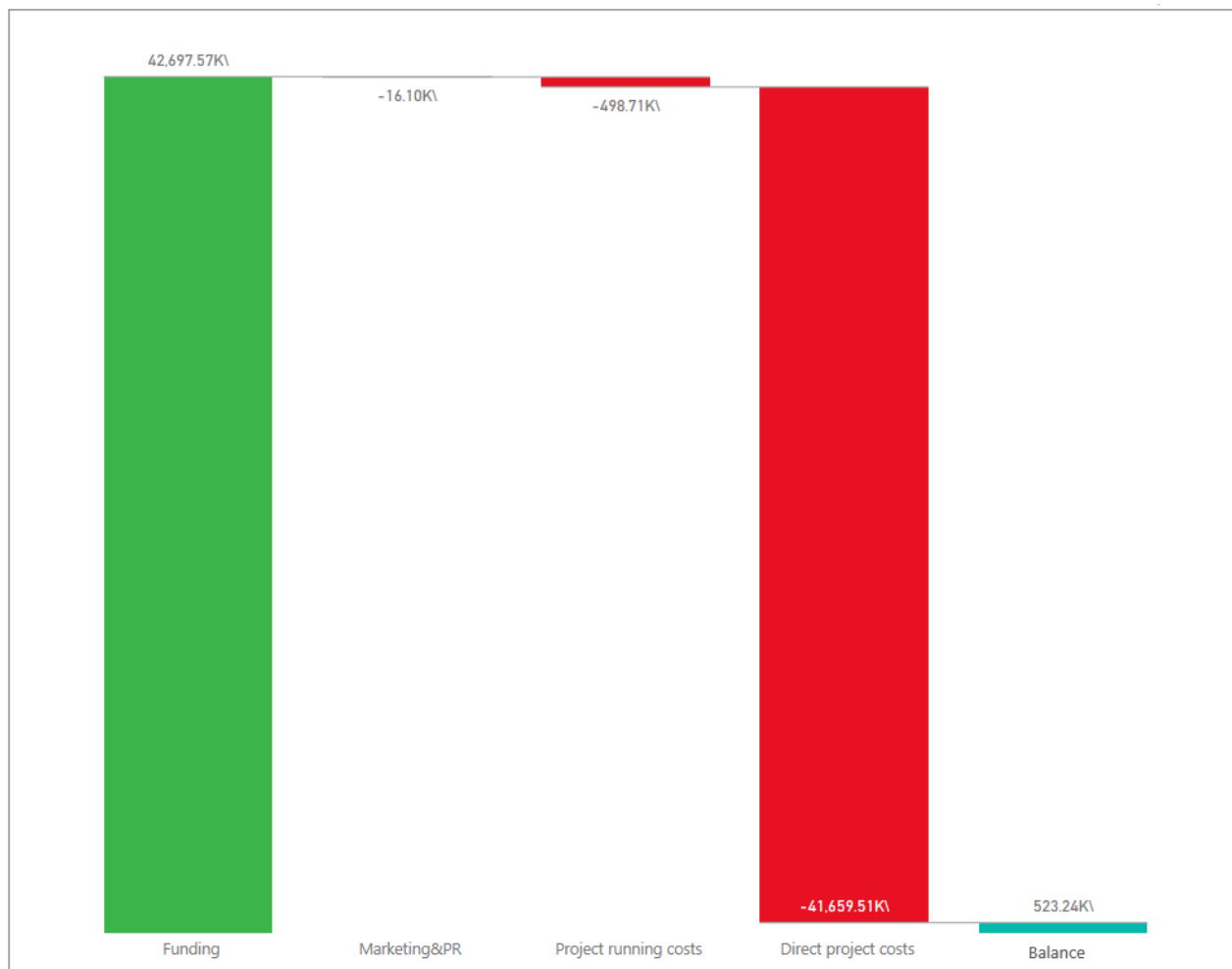
# Project Management Offices for Financial Sector Reform in Ukraine (FSR PMO)



Category	Amount, in thousand UAH	%
<b>Contributions</b>	<b>14,068.48</b>	
<b>Expenditures</b>	<b>11,426.53</b>	:
Direct project costs	10,898.24	95.38 %
Administrative support	308.91	2.70 %
Project running costs	219.38	1.92 %
<b>Balance</b>	<b>2,641.95</b>	

**Project managers: 20**

## Professionals for reform support mechanism (PRSM)



Category	Amount, in thousand UAH	%
<b>Contributions</b>	<b>42,697.57</b>	
<b>Expenditures</b>	<b>42,174.33</b>	
Direct project costs	41,659.51	98.78 %
Project running costs	498.71	1.18 %
Marketing & PR	16.10	0.04 %
<b>Balance</b>	<b>523.24</b>	


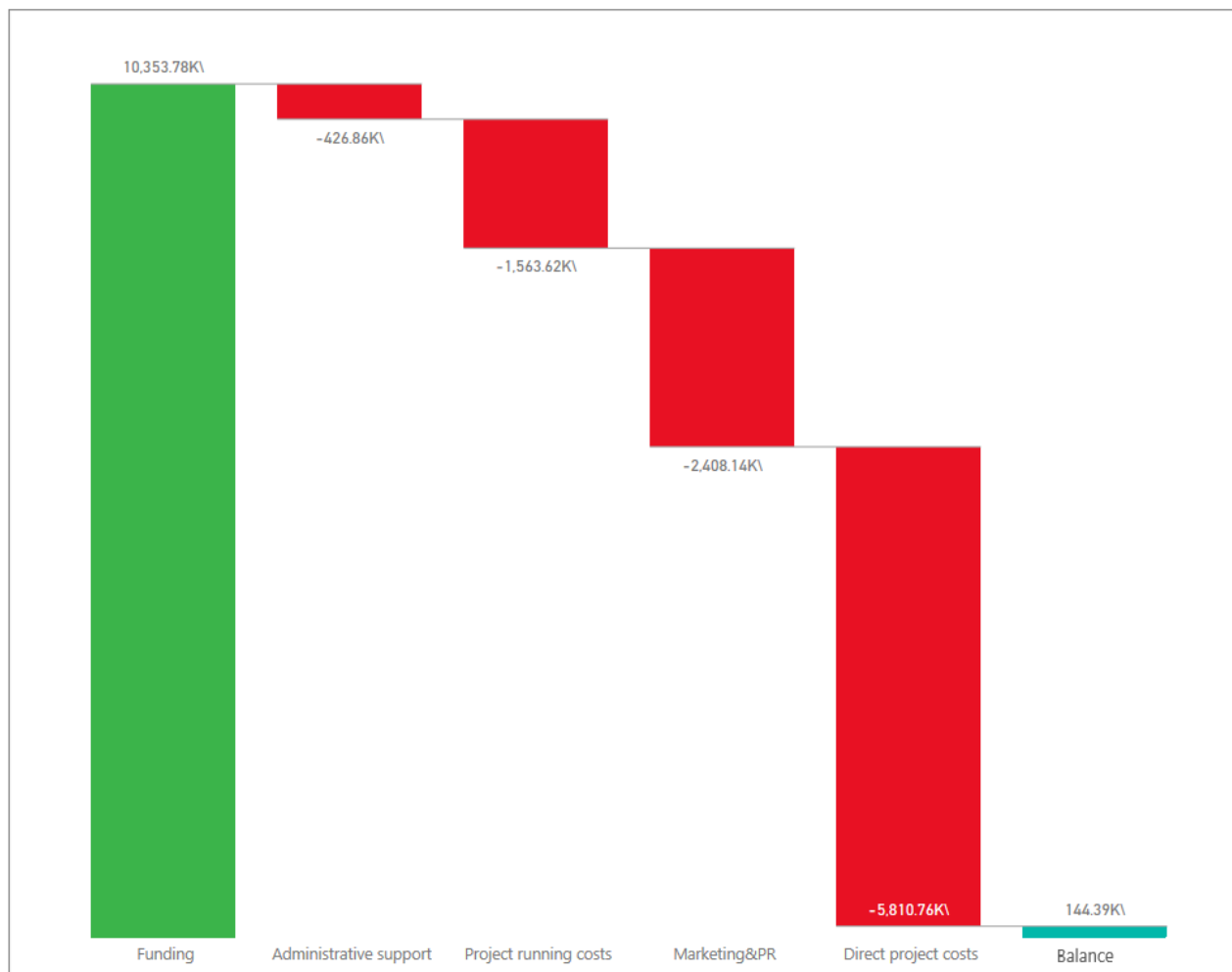
**Project managers: 134**

Financial report 2018



NON-GOVERNMENTAL UNION  
FOUNDATION FOR SUPPORT OF REFORMS IN UKRAINE

## Investment promotion office (IPO)



Western NIS  
Enterprise Fund



Category	Amount, in thousand UAH	%
<b>Contributions</b>	<b>10,353.78</b>	
<b>Expenditures</b>	<b>10,209.39</b>	:
Direct project costs	5,810.76	56.92 %
Marketing & PR	2,408.14	23.59 %
Project running cost	1,563.62	15.32 %
Administrative support	426.86	4.18 %
<b>Balance</b>	<b>144.39</b>	

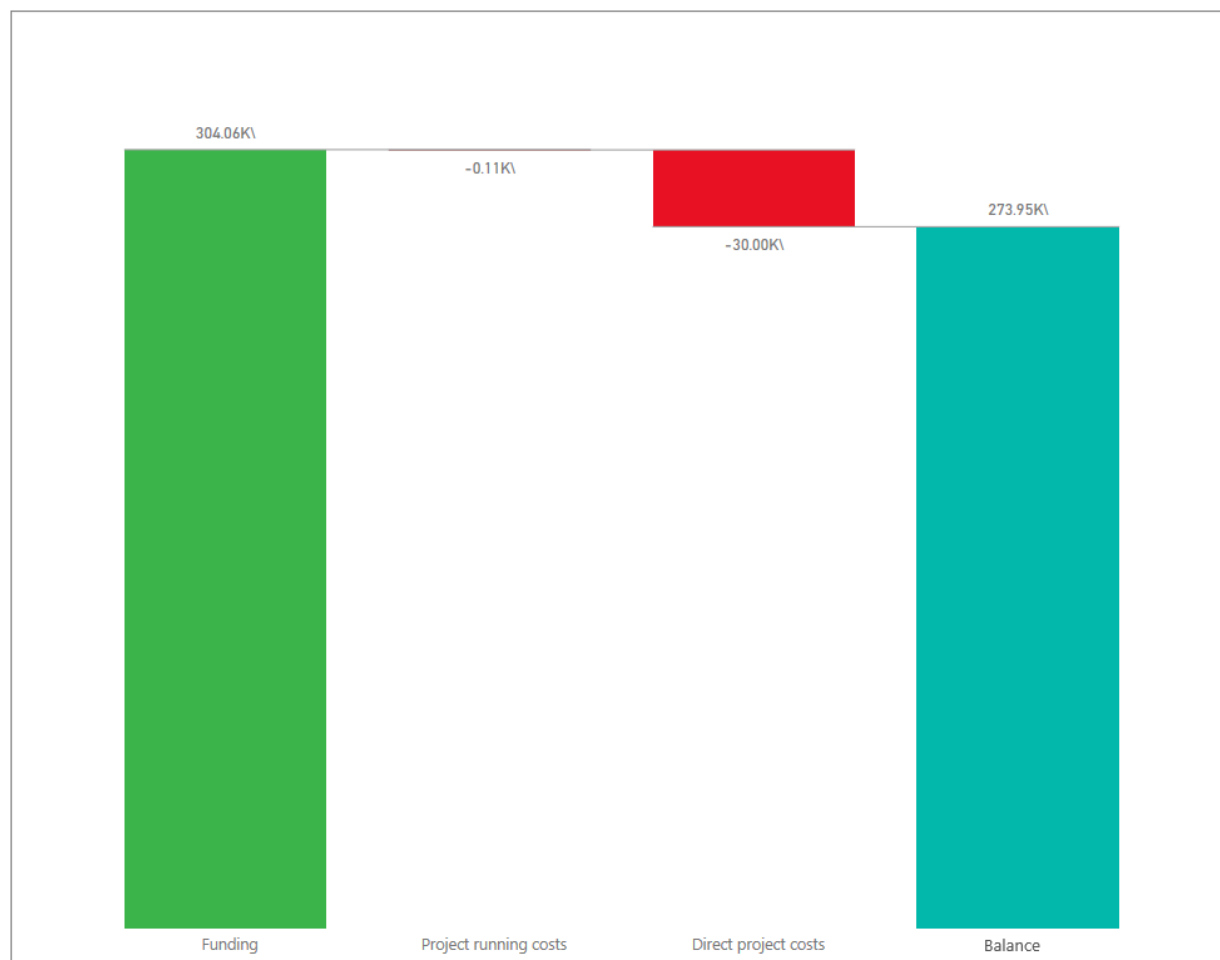
**Project managers: 20**



NON-GOVERNMENTAL UNION  
FOUNDATION FOR SUPPORT OF REFORMS IN UKRAINE

Financial report 2018

## Power of opportunity



Category	Amount, in thousand UAH	%
Contributions	304.06	
Expenditures	30.11	:
Direct project costs	30.00	99.63 %
Project running cost	0.11	0.37 %
<b>Balance</b>	<b>273.95</b>	

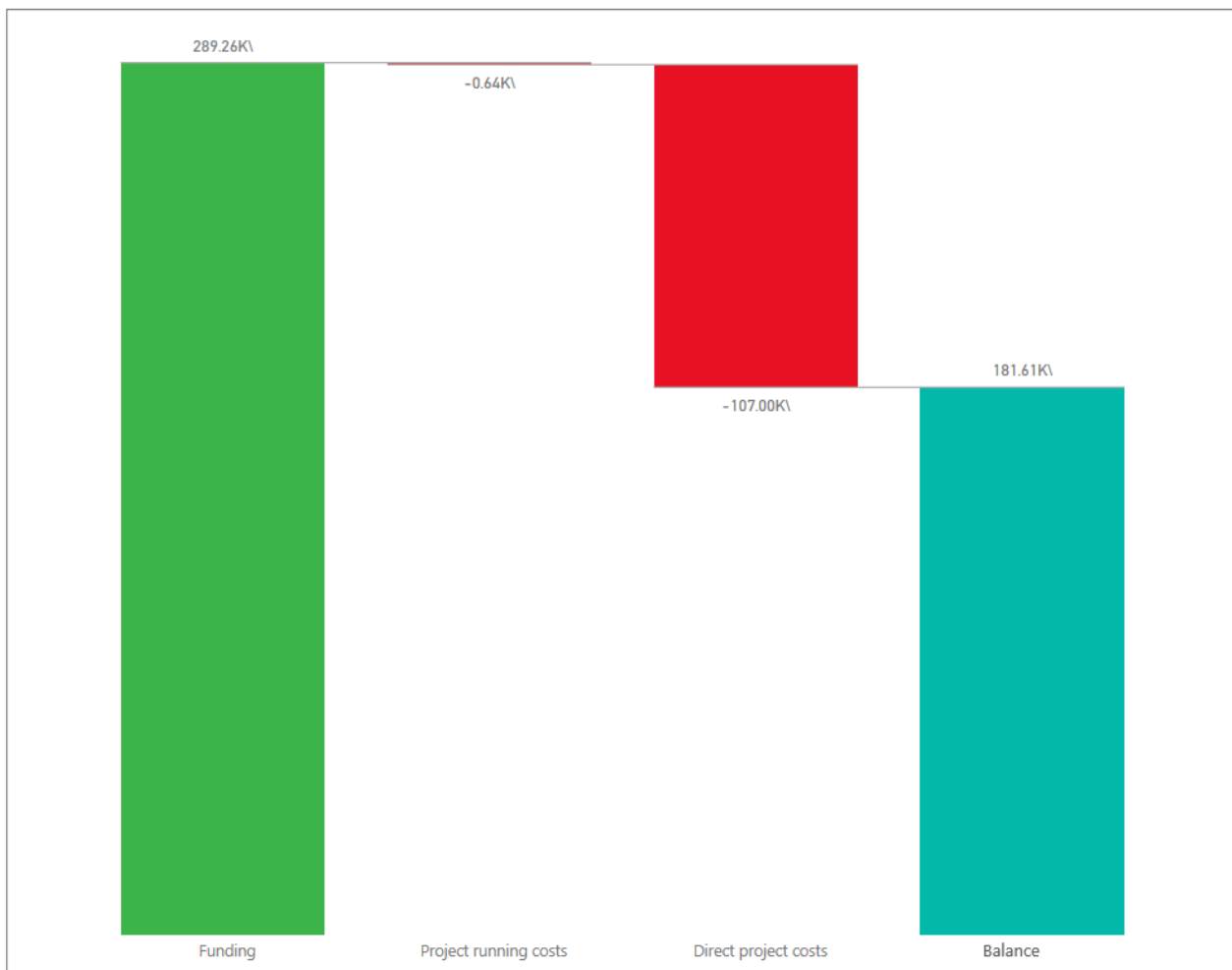
Project managers: 0



NON-GOVERNMENTAL UNION  
FOUNDATION FOR SUPPORT OF REFORMS IN UKRAINE

Financial report 2018

## Correction, Update and Verification of Kyiv Advertising Fixture Location Data (KMDA)

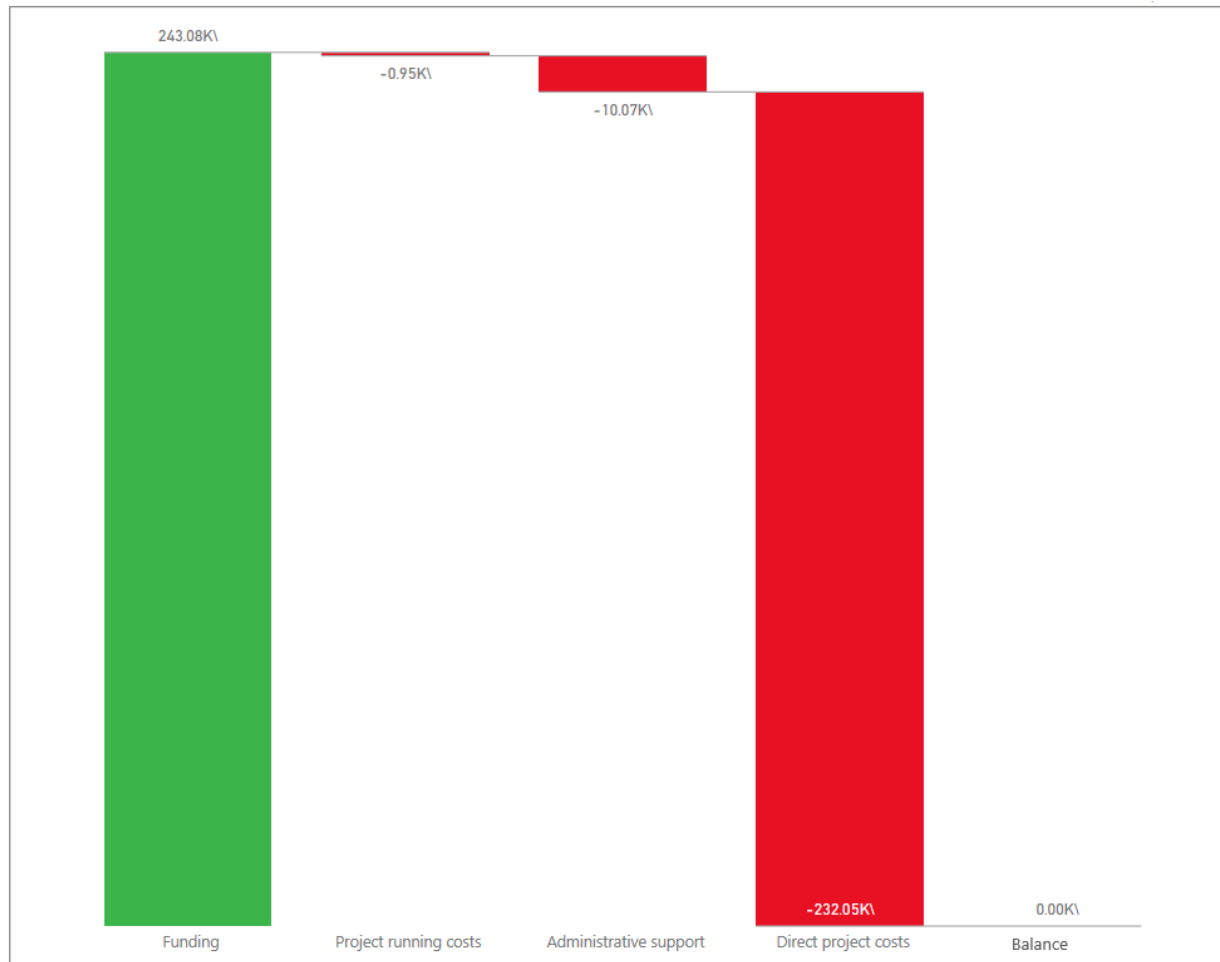


<i>Category</i>	<i>Amount, in thousand UAH</i>	<i>%</i>
<b>Contributions</b>	<b>289.26</b>	
<b>Expenditures</b>	<b>107.65</b>	<b>:</b>
Direct project costs	107.00	99.40 %
Project running cost	0.64	0.60 %
<b>Balance</b>	<b>181.61</b>	

**Project managers: 0**



# Entrepreneur in Residence

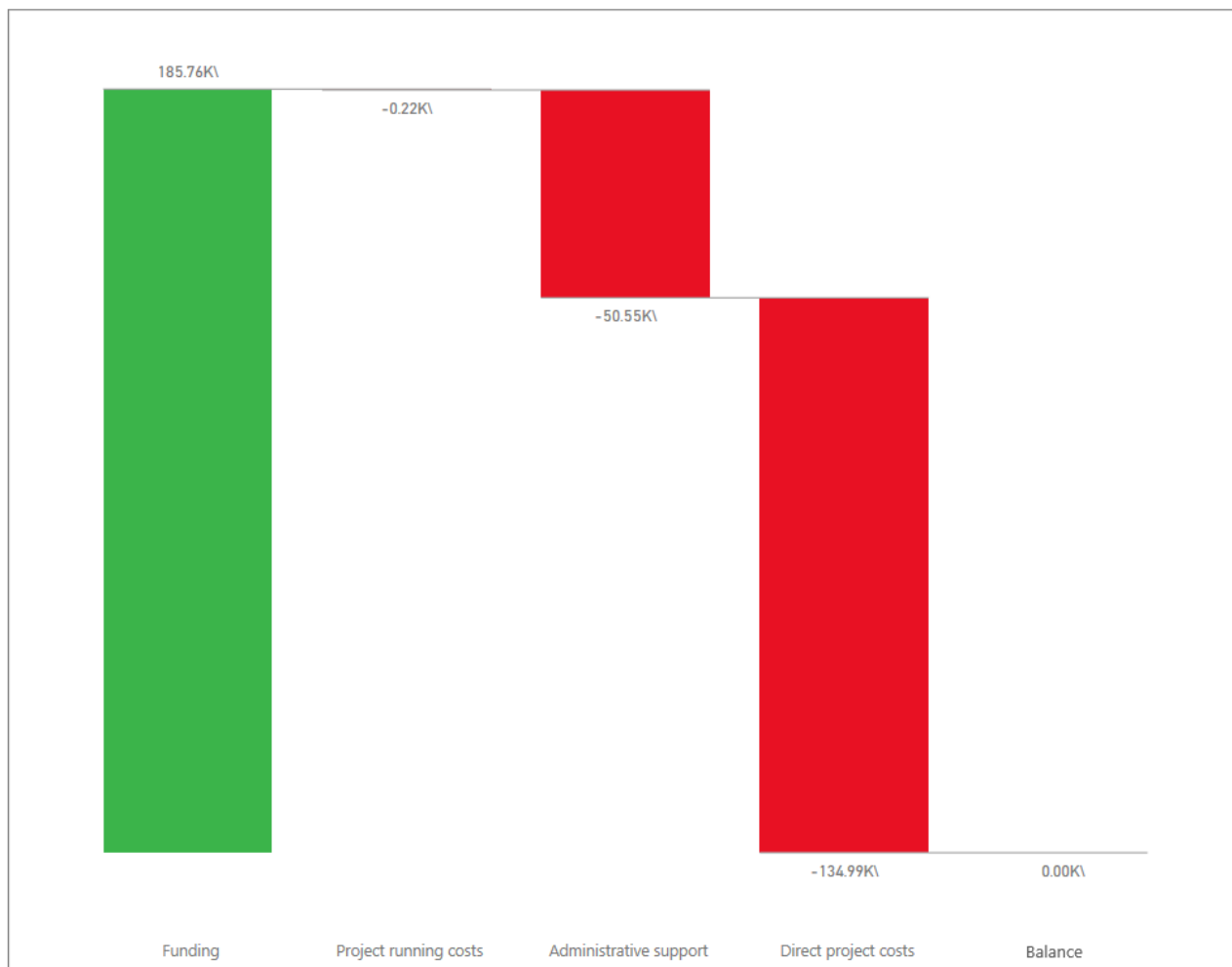


Category	Amount, in thousand UAH	%
<b>Contributions</b>	<b>243.08</b>	
<b>Expenditures</b>	<b>243.08</b>	:
Direct project costs	232.05	95,46%
Administrative support	10.07	4,14%
Project running cost	0.95	0,39%
<b>Balance</b>	<b>0.00</b>	

**Project managers: 0**



# National Export Promotion Policy Development and Implementation Assistance (EPA)

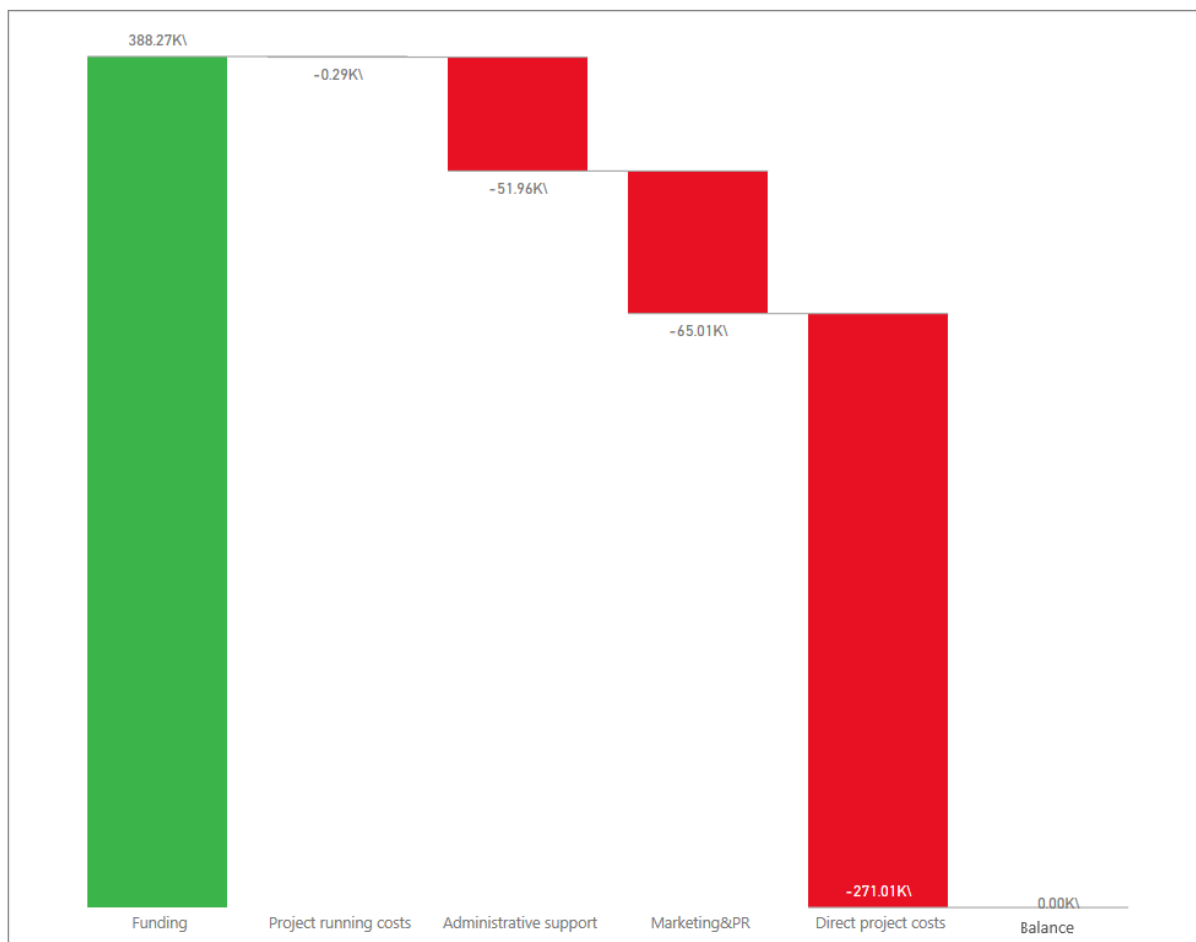


<i>Category</i>	<i>Amount, in thousand UAH</i>	<i>%</i>
<b>Contributions</b>	<b>185.76</b>	
<b>Expenditures</b>	<b>185.76</b>	<b>:</b>
Direct project costs	134.99	72.67 %
Administrative support	50.55	27.21 %
Project running cost	0.22	0.12 %
<b>Balance</b>	<b>0.00</b>	

**Project managers: 3**



## Support to infrastructure sector reforms (MIU)



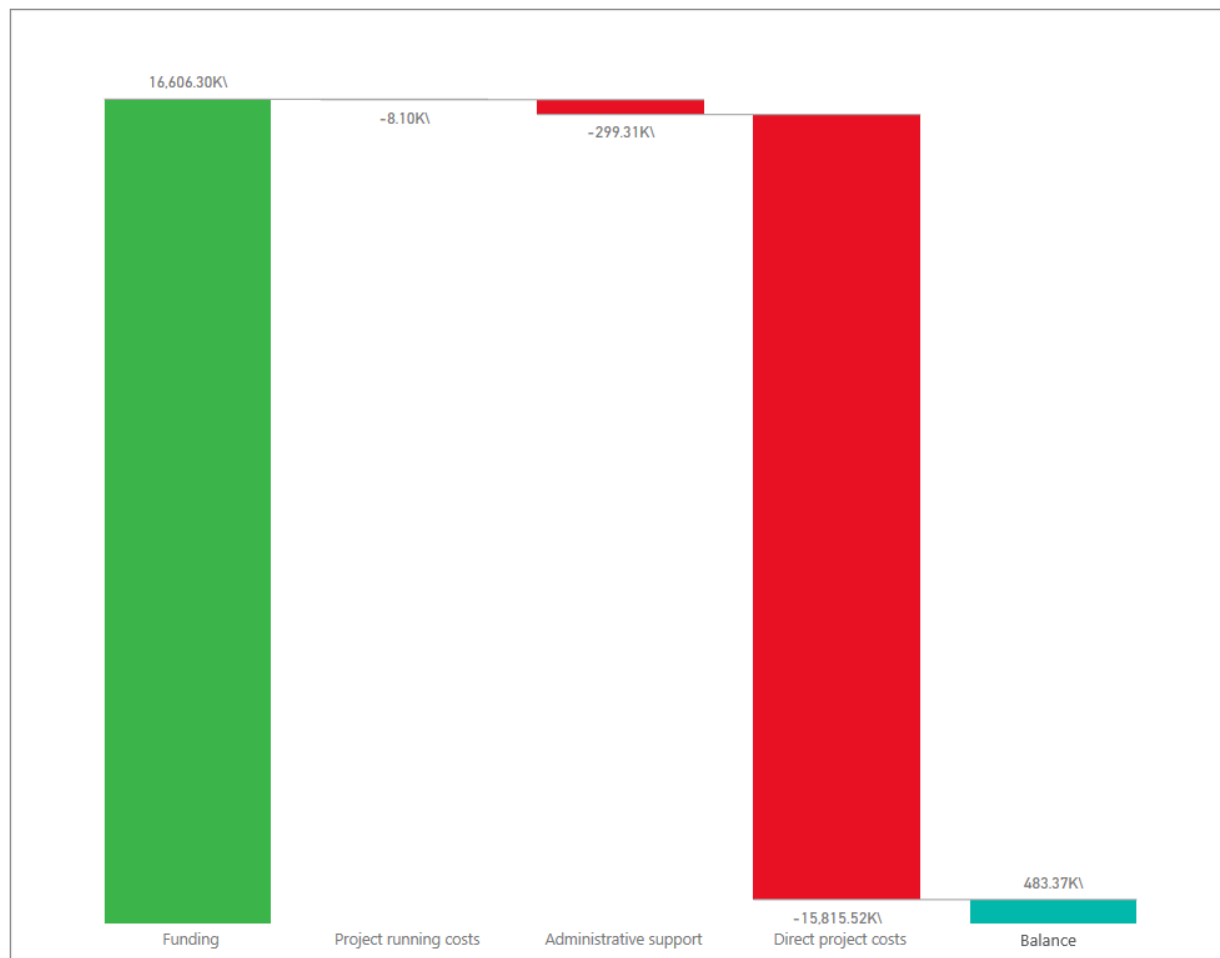
Category	Amount, in thousand UAH	%
<b>Contributions</b>	<b>388.27</b>	
<b>Expenditures</b>	<b>388.27</b>	:
Direct project costs	271.01	69.80 %
Marketing & PR	65.01	16.74 %
Administrative support	51.96	13.38 %
Project running cost	0.29	0.07 %
<b>Balance</b>	<b>0.00</b>	

**Project managers: 5**





## Promotion of Ukraine



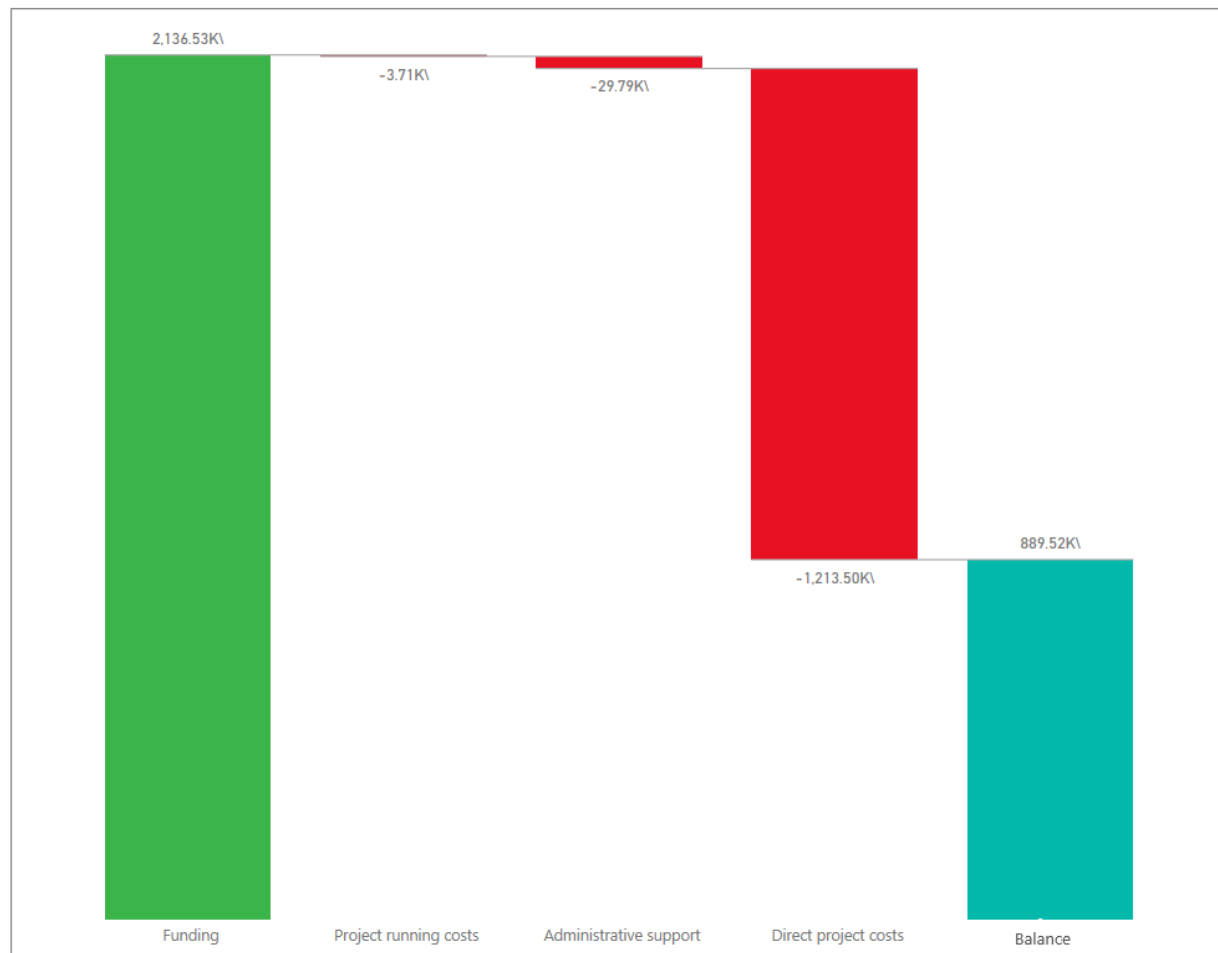
Category	Amount, in thousand UAH	%
Contributions	16,060.30	
Expenditures	16,122.93	:
Direct project costs	15,815.52	98.09 %
Administrative support	299.31	1.86 %
Project running cost	8.10	0.05 %
Balance	483.37	

Project managers: 0



## Miscellaneous projects support:

International Mayors' Summit 2018, Medical reform legal support



Category	Amount, in thousand UAH	%
<b>Contributions</b>	<b>2,136.53</b>	
<b>Expenditures</b>	<b>1,247.01</b>	:
Direct project costs	1,213.50	97.31 %
Administrative support	29.79	2.39 %
Project running cost	3.71	0.30 %
<b>Balance</b>	<b>889.52</b>	

**Project managers: 0**



NON-GOVERNMENTAL UNION  
FOUNDATION FOR SUPPORT OF REFORMS IN UKRAINE

Financial report 2018

# Capacity development of the Export development department and Technical regulation (CD of the ED&TR)



Category	Amount, in thousand UAH	%
<b>Contributions</b>	<b>6,099.58</b>	
<b>Expenditures</b>	<b>3,416.80</b>	:
Direct project costs	3,327.06	97.37 %
Administrative support	70.66	2.07 %
Project running cost	19.08	0.56 %
<b>Balance</b>	<b>2,682.78</b>	

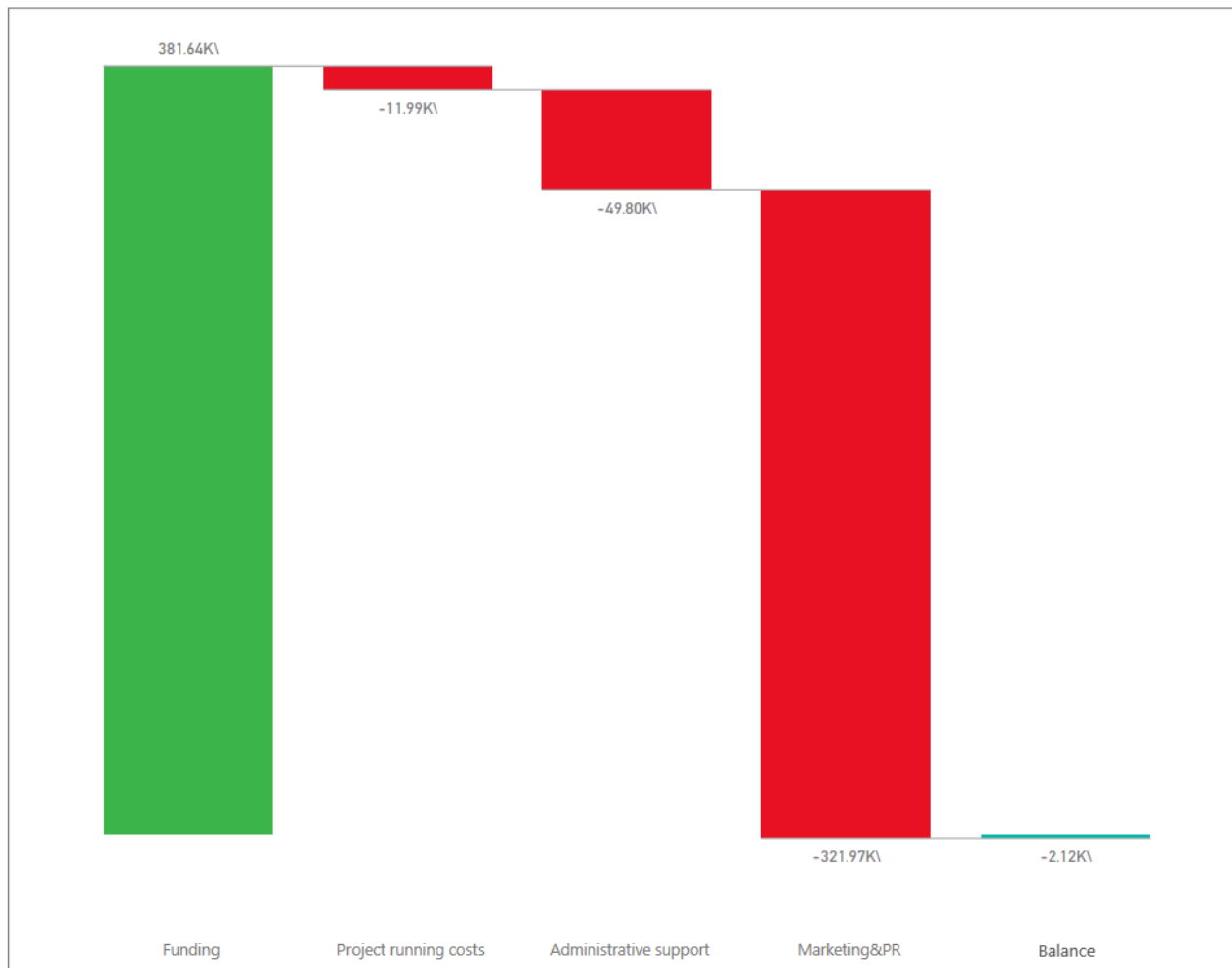
**Project managers: 6**



NON-GOVERNMENTAL UNION  
FOUNDATION FOR SUPPORT OF REFORMS IN UKRAINE

Financial report 2018

## Reforms communication project in Ukraine (RCP in Ukraine)



Category	Amount, in thousand UAH	%
<b>Contributions</b>	<b>381.64</b>	
<b>Expenditures</b>	<b>383.76</b>	:
Marketing & PR	321.97	83.90 %
Administrative support	49.80	12.98 %
Project running cost	11.99	3.12 %
<b>Balance</b>	<b>-2.12</b>	

**Project managers: 0**



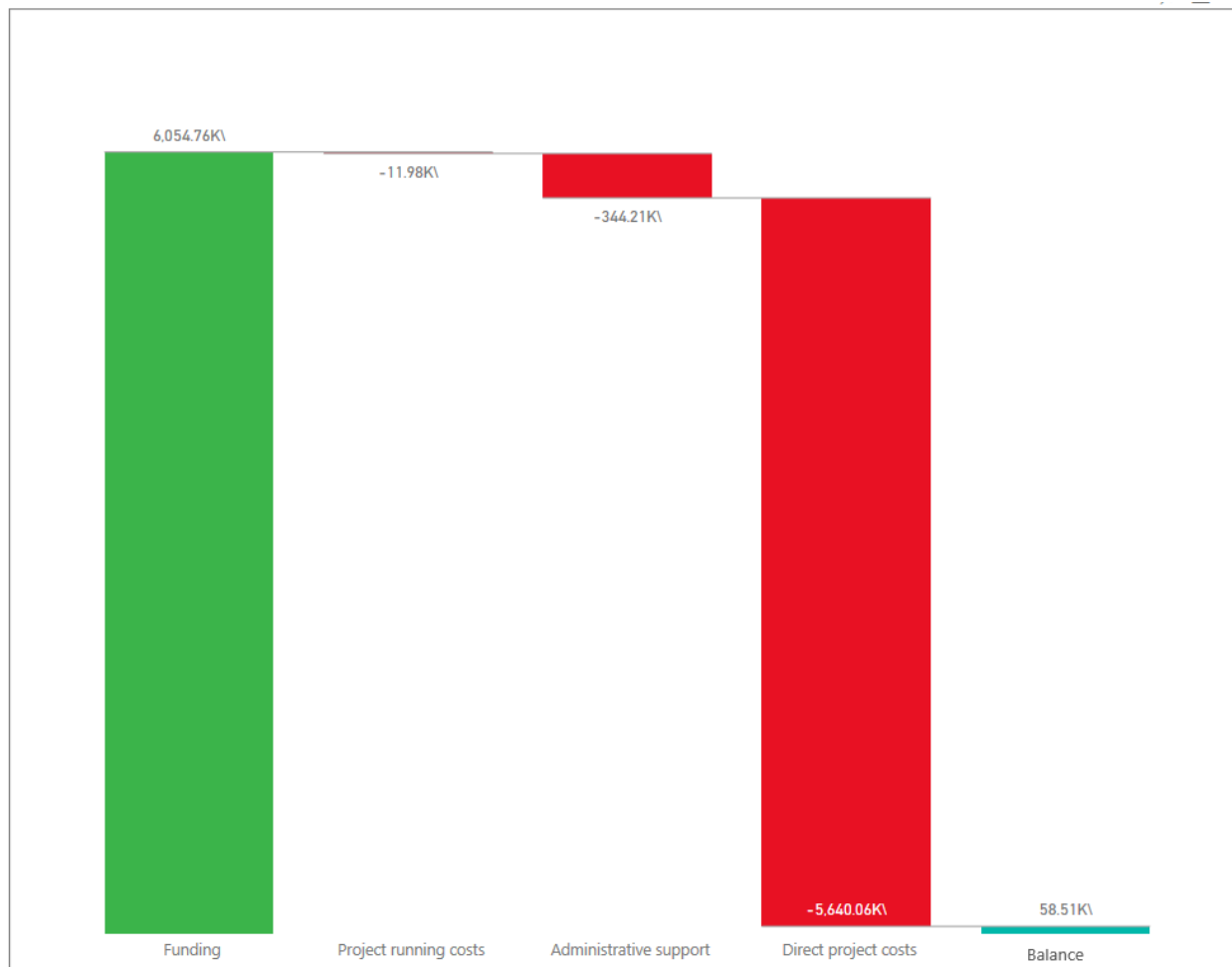
NON-GOVERNMENTAL UNION  
FOUNDATION FOR SUPPORT OF REFORMS IN UKRAINE

Financial report 2018

# Reform Project Office for the Ministry of Defense (PMO MoD)



British Embassy



Category	Amount, in thousand UAH	%
<b>Contributions</b>	<b>6,054.76</b>	
<b>Expenditures</b>	<b>5,996.25</b>	:
Direct project costs	5,640.06	94.06 %
Administrative support	344.21	5.74 %
Project running cost	11.98	0.20 %
<b>Balance</b>	<b>58.51</b>	

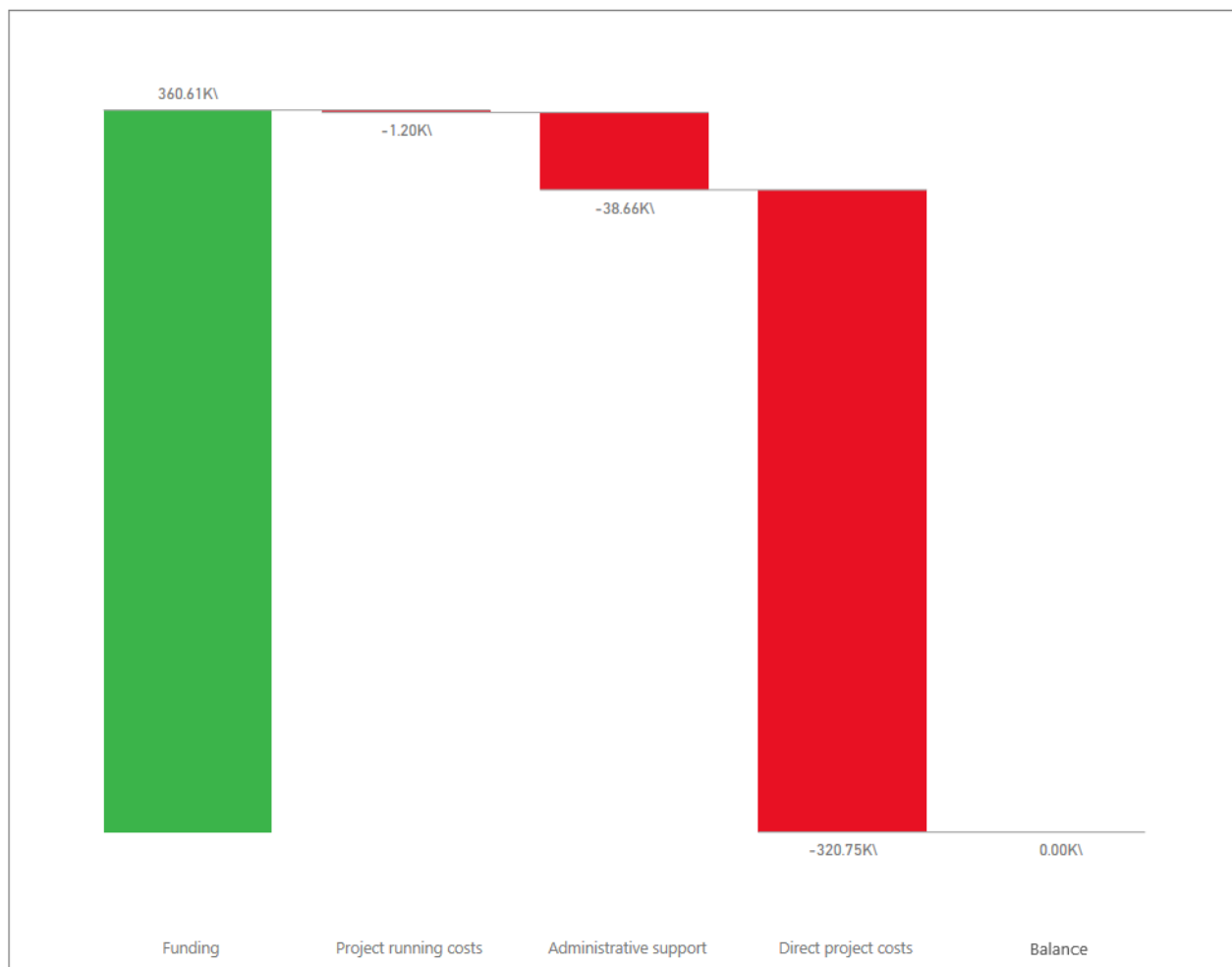
Project managers: 16



NON-GOVERNMENTAL UNION  
FOUNDATION FOR SUPPORT OF REFORMS IN UKRAINE

Financial report 2018

# Support to the Implementation of the European Union – Ukraine Association Agreement” Project (EU-UA Association Agreement)

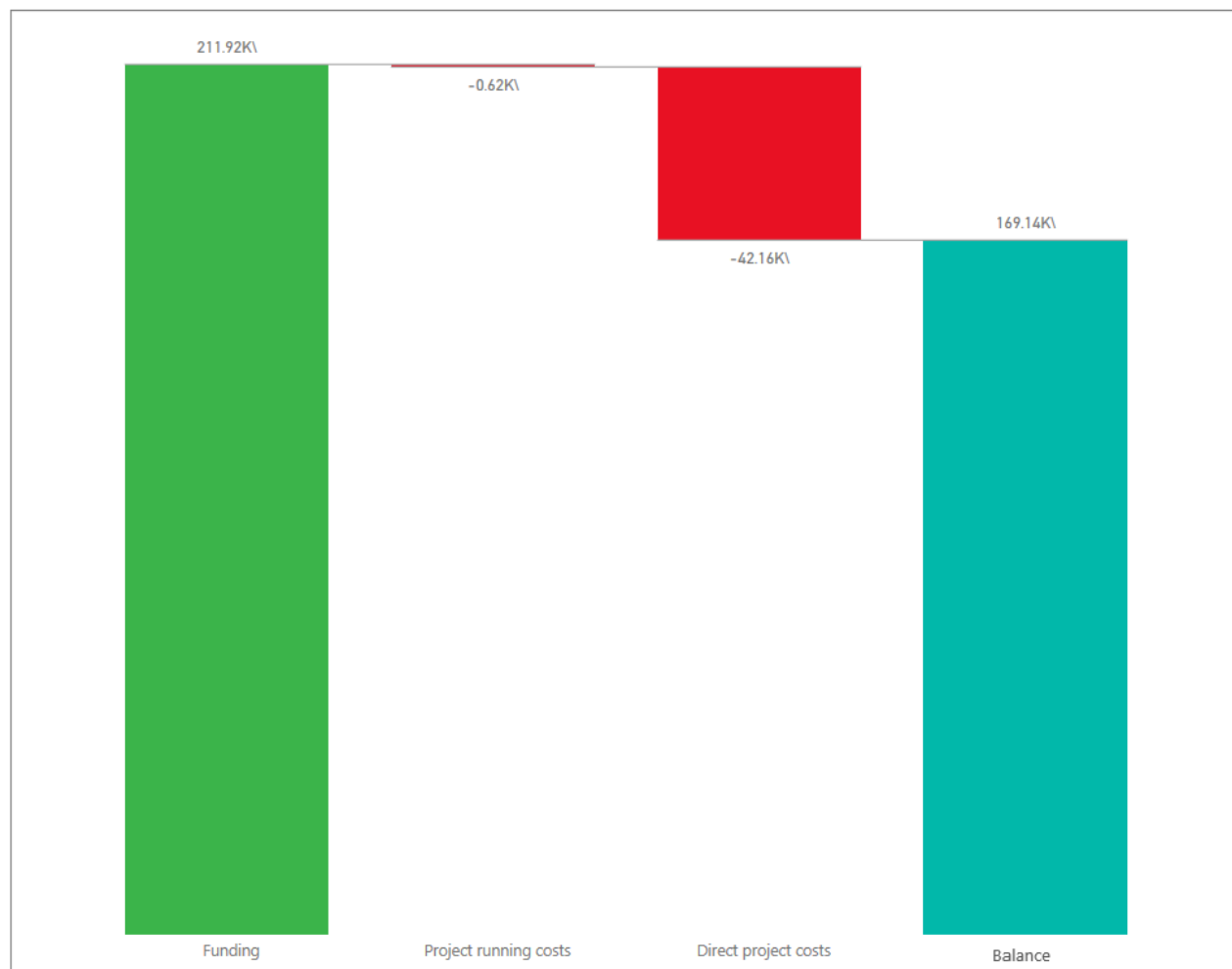


Category	Amount, in thousand UAH	%
<b>Contributions</b>	<b>360.61</b>	
<b>Expenditures</b>	<b>360.61</b>	<b>:</b>
Direct project costs	320.75	88.95 %
Administrative support	38.66	10.72 %
Project running cost	1.20	0.33 %
<b>Balance</b>	<b>0.00</b>	

**Project managers: 0**



## ProZorro Sale



## INSTITUTE FOR WAR & PEACE REPORTING



Category	Amount, in thousand UAH	%
<b>Contributions</b>	<b>211.92</b>	
<b>Expenditures</b>	<b>42.78</b>	<b>:</b>
Direct project costs	42.16	98.55 %
Project running cost	0.62	1.45 %
<b>Balance</b>	<b>169.14</b>	

Project managers: 1



NON-GOVERNMENTAL UNION  
FOUNDATION FOR SUPPORT OF REFORMS IN UKRAINE

Financial report 2018

## Quantity of experts by Projects

