



NON-GOVERNMENTAL UNION

**FOUNDATION FOR SUPPORT OF REFORMS IN UKRAINE**

---

## Financial report 2017

## NON-GOVERNMENTAL UNION "FOUNDATION FOR SUPPORT OF REFORMS IN UKRAINE"



Non-governmental union "Foundation for support of reforms in Ukraine" is an independent, non-governmental union that has been operating since 2015.



The Foundation was founded at the discretion of the National Reforms Council jointly with the European Bank for Reconstruction and Development, at support of International Renaissance Foundation. "Foundation for support of reforms in Ukraine" foundation was stipulated in a panel session of the National Reforms Council through the President of Ukraine and the other members of NRC.



**Our objective and primary goal** is to promote the development of Ukraine and improve the material well-being of its citizens by supporting the development and implementation of reforms in Ukraine. The organization is financially backed by the international funders and separate Ukrainian and foreign organizations and citizens. All launched initiatives and implemented projects will be published in the Foundation annual reports and brief graphical reports in the course of the year.



**The Governing bodies** of the "Foundation for support of reforms in Ukraine" is the Meeting (the supreme governing body), Supervisory Board (supervisory body concerning statutory and financial activities and Fund assets permitted use) and the Executive Director.



The Executive Director of the Non-governmental union "Foundation for support of reforms in Ukraine" is **Yuriy Shkil**.



# Funding contributions split by Donors



Donor	Funding, in thousand UAH	% of funding
EBRD	57,891.31	39,86%
Agriteam Ca	39,483.84	27,19%
WNISEF	36,075.84	24,84%
UK Embassy	5,495.87	3,78%
Norway Embassy	2,840.44	1,96%
GIZ	2,515.00	1,73%
Datagroup International	537.24	0,37%
Renaissance foundation	150.07	0,10%
Transparency International	139.51	0,10%
Association4u	92.01	0,06%



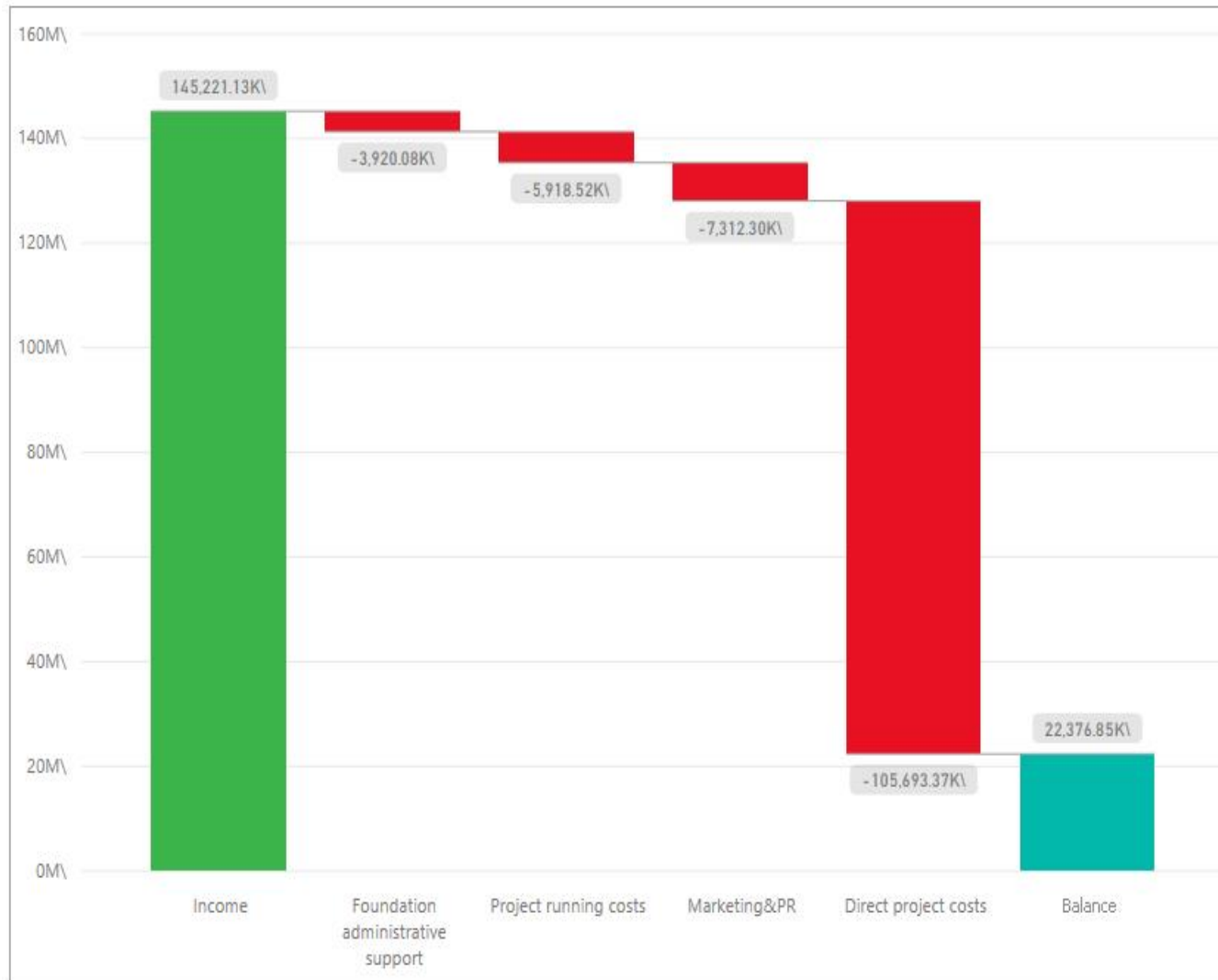
## Funding contributions split by Projects



Project	Funding, in thousand UAH	% of funding
PRSM	42,463.79	29,24%
RST	28,743.41	19,79%
RDO	16,507.00	11,37%
IPO	14,263.01	9,82%
EPO	10,536.42	7,26%
FSR PMO	7,827.75	5,39%
PMO MoD	5,495.87	3,78%
EPA	4,363.61	3,19%
PMO by NRC	3,130.45	2,16%
MIU	3,122.86	2,15%
Pension reform awareness	1,478.36	1,02%
IPA SOE	1,459.74	1,01%
KMDA	1,130.71	0,78%
RCP in Ukraine	1,055.26	0,73%
Technovation challenge	688.46	0,47%
IMS 2017	537.24	0,37%
NRC report printing	369.49	0,25%
EU-UA Association Agreement	92.01	0,06%



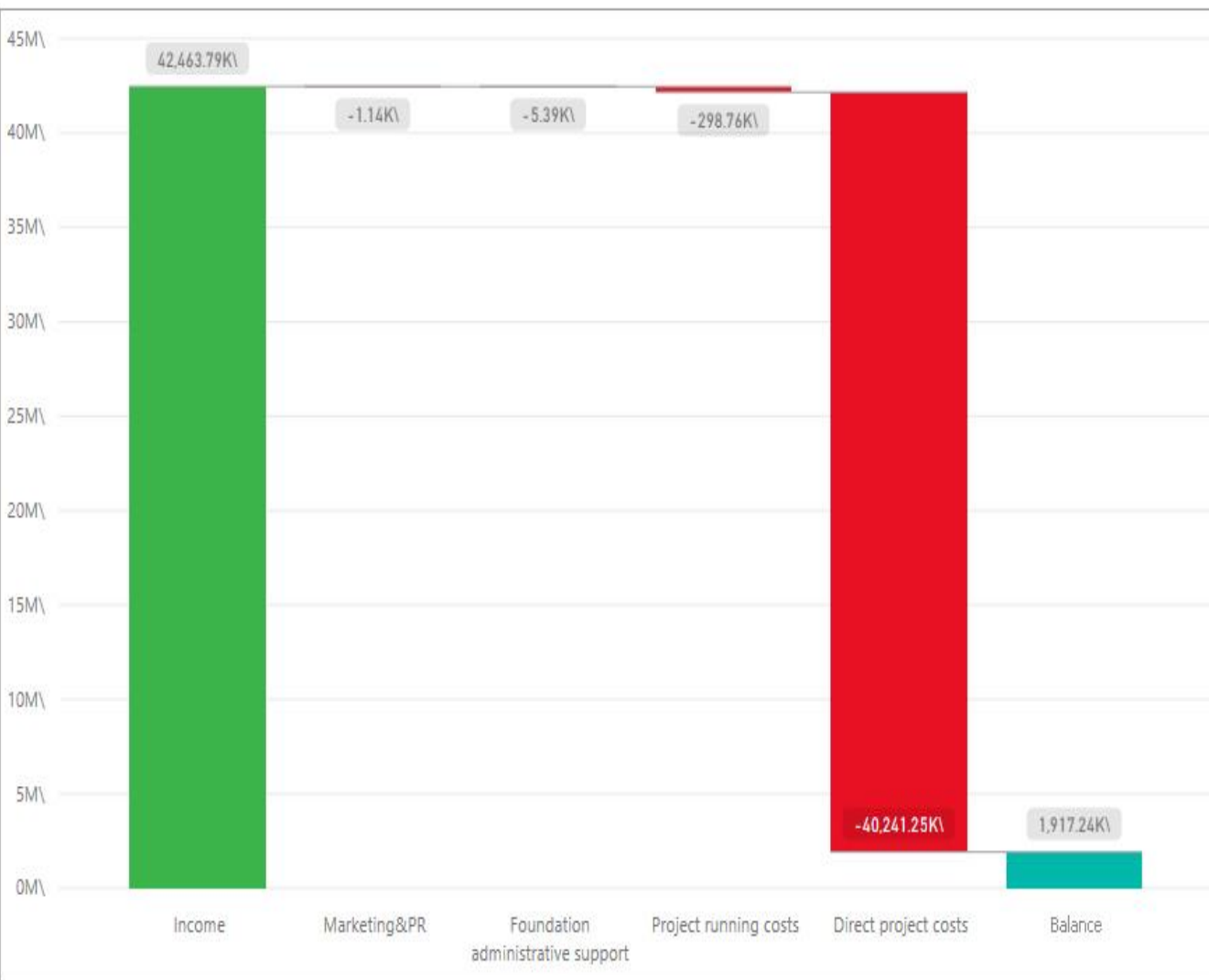
## P&L 2017 Total



Category	Amount, in thousand UAH	%
<b>Contributions</b>	<b>145,221.13</b>	
<b>Expenditures</b>	<b>122,844.28</b>	
Direct project costs	105,693.37	86,04 %
Project marketing & PR	7,312.30	5,95 %
Project running costs	5,918.52	4,82 %
Foundation administrative support	3,920.08	3,19 %
<b>Balance</b>	<b>22,376.85</b>	



## Professionals for reform support mechanism (PRSM)



Category	Amount, in thousand UAH	%
<b>Contributions</b>	<b>42,463.79</b>	
<b>Expenditures</b>	<b>40,546.55</b>	
Direct project costs	40,241.25	99,247%
Project marketing & PR	298.76	0,737%
Project running costs	5.39	0,013%
Foundation administrative support	1.14	0,003%
<b>Balance</b>	<b>1,917.24</b>	

**Project managers: 111**



NON-GOVERNMENTAL UNION  
**FOUNDATION FOR SUPPORT OF REFORMS IN UKRAINE**

Financial report 2017

## Support for institutions under the reform support architecture for Ukraine – Reform Support Teams(RST)



Category	Amount, in thousand UAH	%
<b>Contributions</b>	<b>28,743.41</b>	
<b>Expenditures</b>	<b>18,629.21</b>	
Direct project costs	17,432.97	93.58%
Project running costs	1,194.21	6.41%
Project marketing & PR	2.04	0.01%
<b>Balance</b>	<b>10,114.20</b>	

**Project managers: 75**



NON-GOVERNMENTAL UNION  
FOUNDATION FOR SUPPORT OF REFORMS IN UKRAINE

Financial report 2017

# Support for institutions under the reform support architecture for Ukraine – Reforms Delivery Office(RDO)



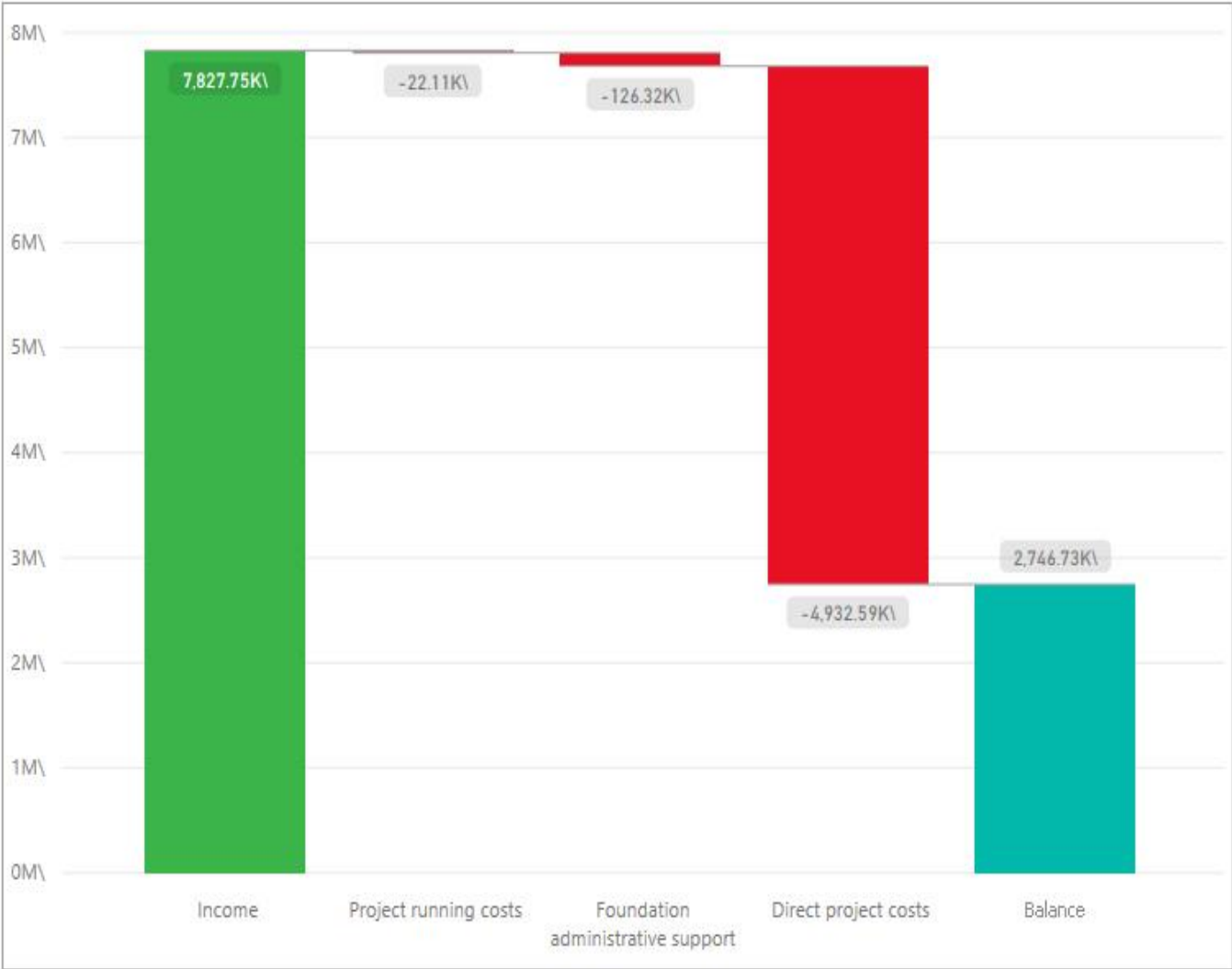
Category	Amount, in thousand UAH	%
<b>Contributions</b>	<b>16,507.00</b>	
<b>Expenditures</b>	<b>14,006.11</b>	
Direct project costs	13,461.45	96,11%
Project running costs	544.66	3,89%
<b>Balance</b>	<b>2,500.89</b>	

**Project managers: 20**





# Project Management Offices for Financial Sector Reform in Ukraine (FSR PMO)



Category	Amount, in thousand UAH	%
<b>Contributions</b>	<b>7,827.75</b>	
<b>Expenditures</b>	<b>5,081.02</b>	
Direct project costs	4,932.59	97,08%
Foundation administrative support	126.32	2,49%
Project running costs	22.11	0,44%
<b>Balance</b>	<b>2,746.73</b>	

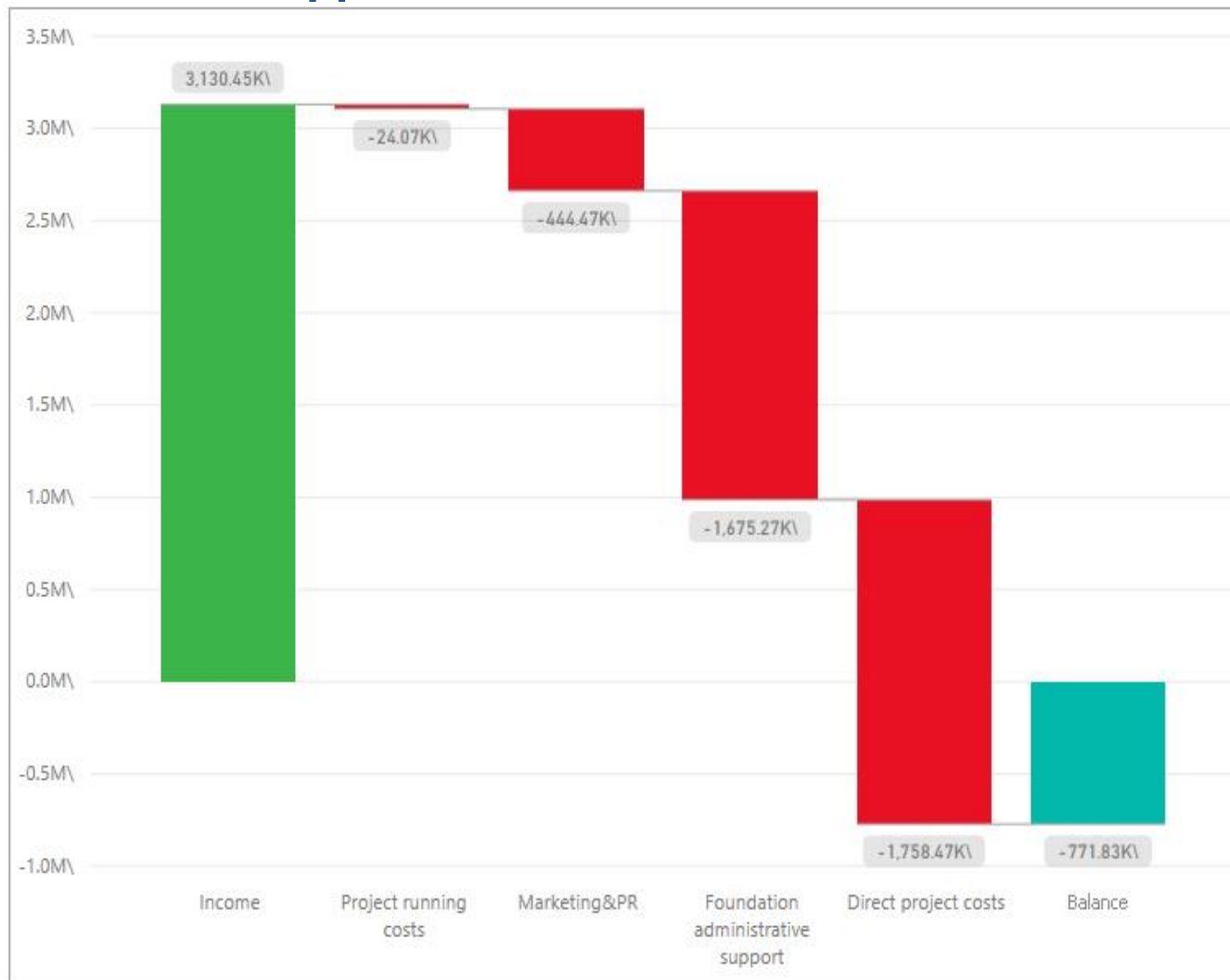
**Project managers: 15**



NON-GOVERNMENTAL UNION  
**FOUNDATION FOR SUPPORT OF REFORMS IN UKRAINE**

Financial report 2017

## Support for institutions under the reform support architecture for Ukraine – Support Team of the National Reform Council (NRC ST)



Category	Amount, in thousand UAH	%
<b>Contributions</b>	<b>3,130.45</b>	
<b>Expenditures</b>	<b>3,902.28</b>	
Direct project costs	1,758.47	45,06%
Foundation administrative support	1,675.27	42,93%
Project marketing & PR	444.47	11,39%
Project running cost	24.07	0,62%
<b>Balance</b>	<b>-771.83</b>	

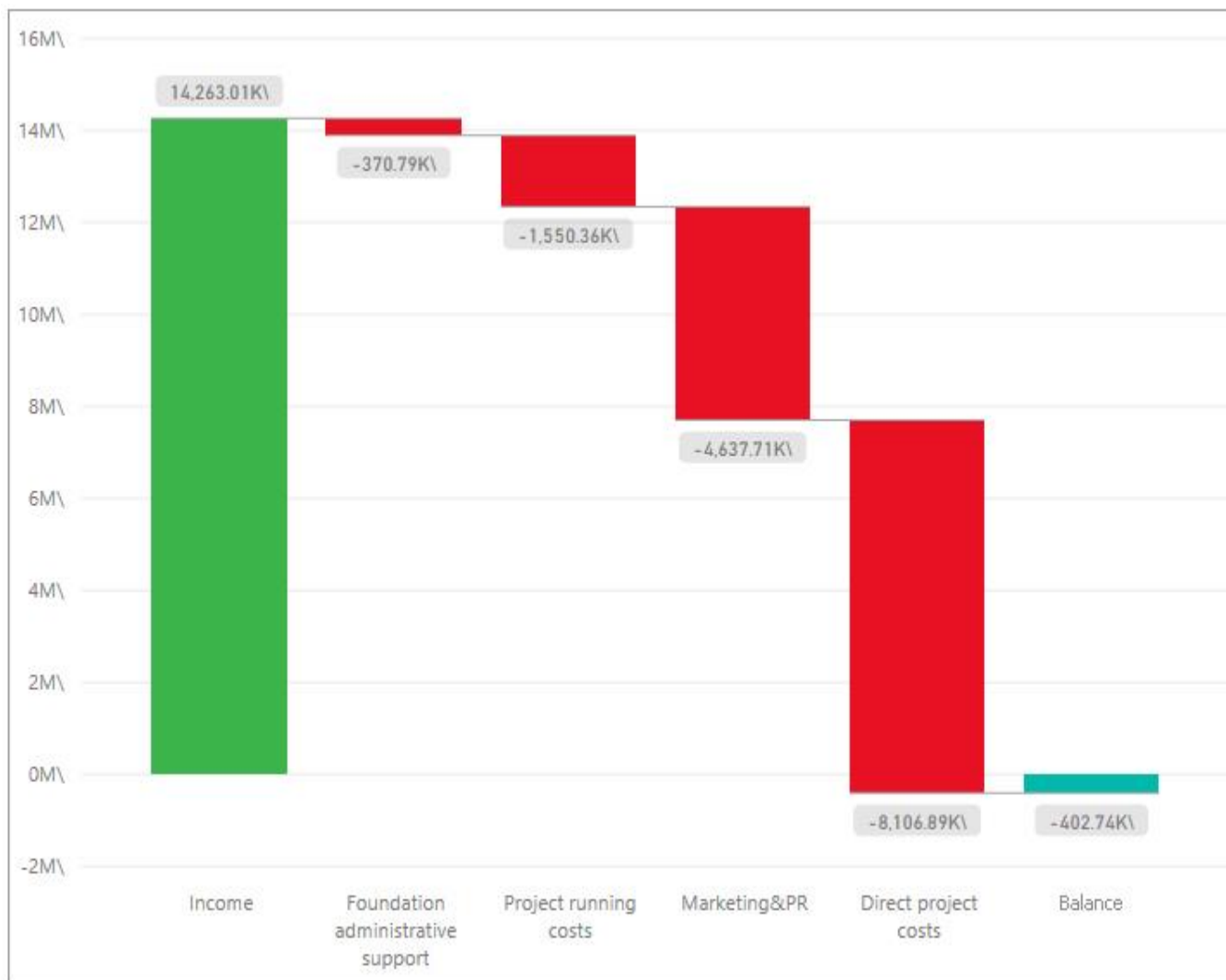
**Project managers: 3**



NON-GOVERNMENTAL UNION  
**FOUNDATION FOR SUPPORT OF REFORMS IN UKRAINE**

Financial report 2017

## Investment promotion office (IPO)

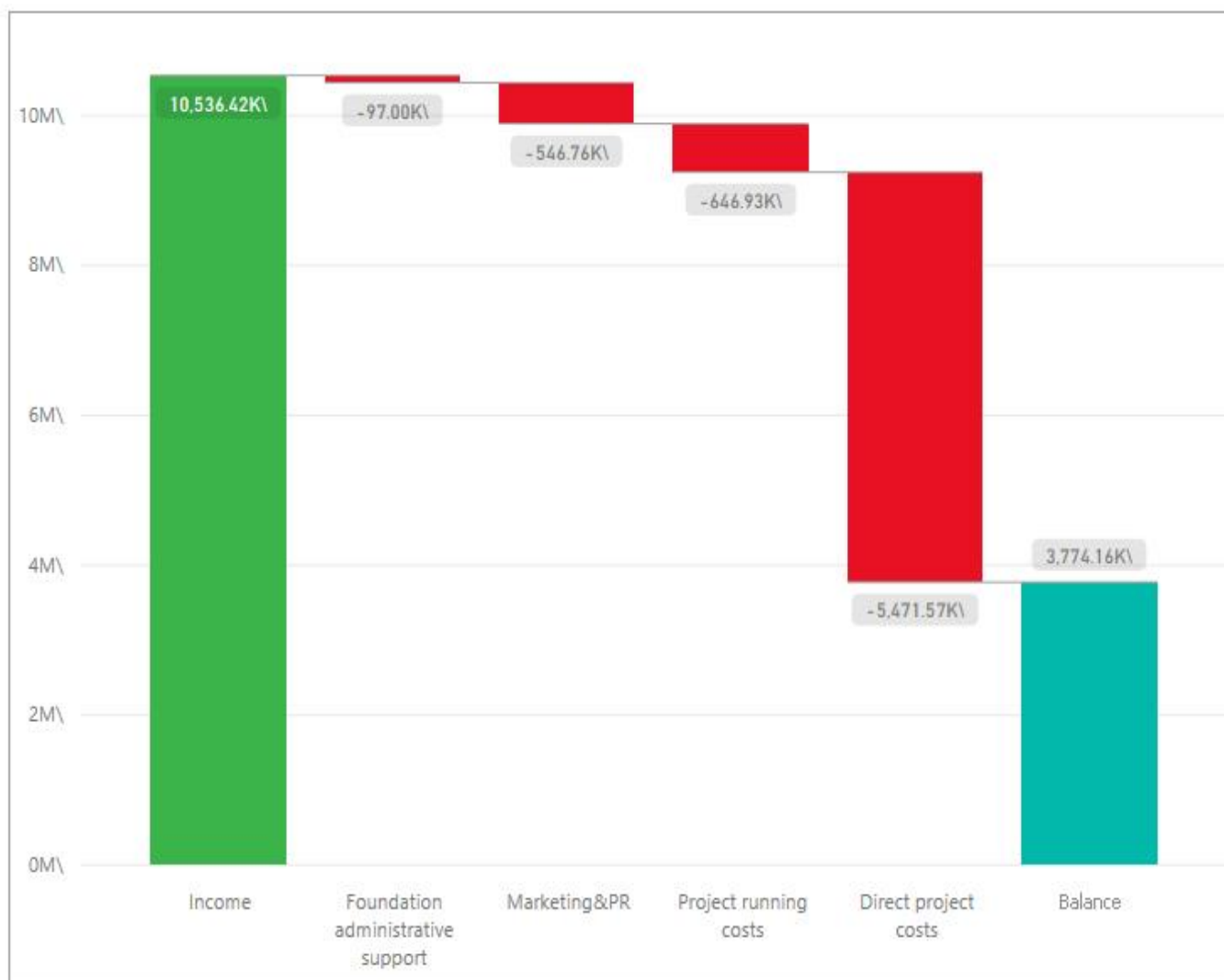


Category	Amount, in thousand UAH	%
<b>Contributions</b>	<b>14,263.01</b>	
<b>Expenditures</b>	<b>14,665.75</b>	
Direct project costs	8,106.89	55,28%
Project marketing & PR	4,637.71	31,62%
Project running cost	1,550.36	10,57%
Foundation administrative support	370.79	2,53%
<b>Balance</b>	<b>-402.74</b>	

**Project managers: 20**



## Export promotion office (EPO)

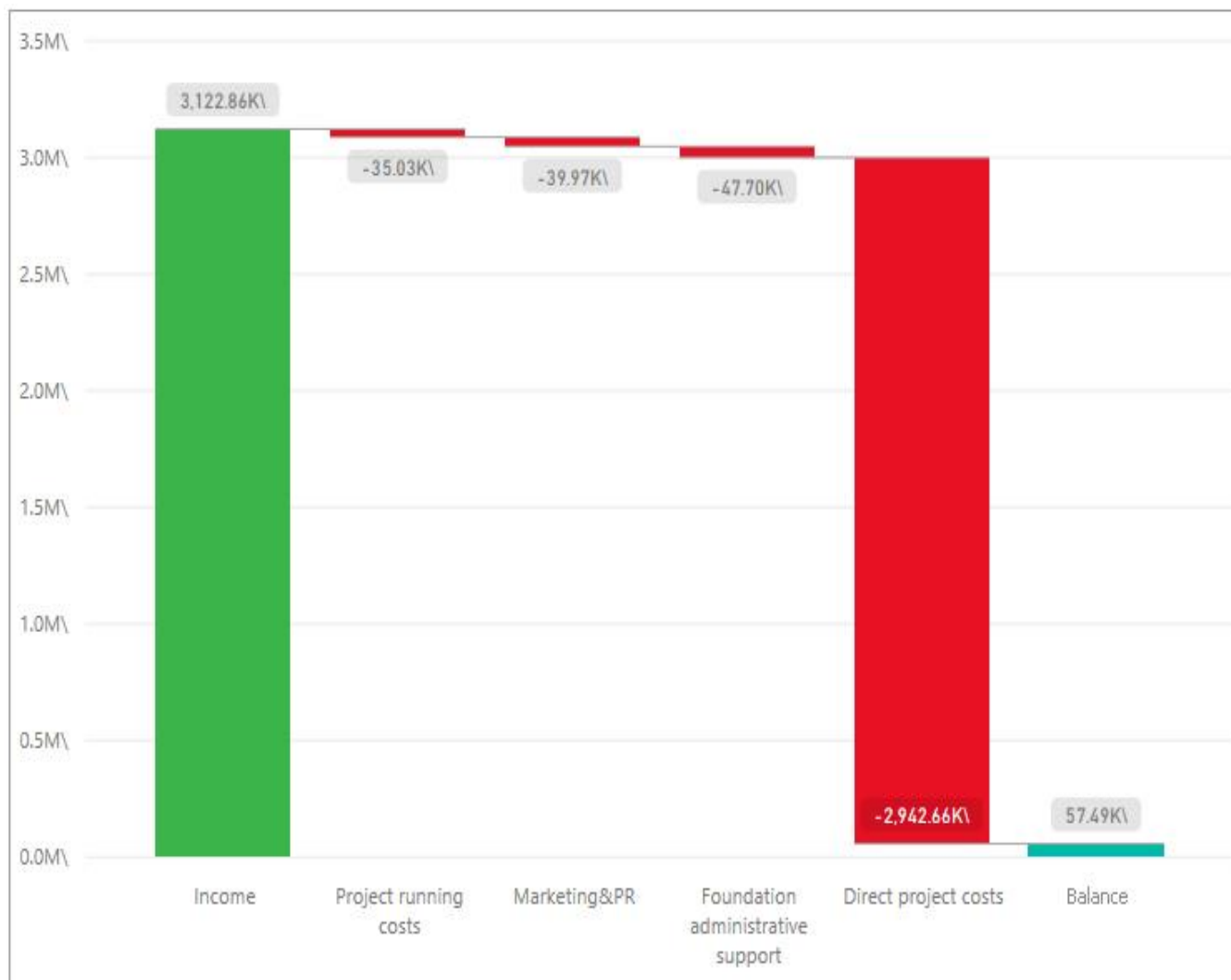


Category	Amount, in thousand UAH	%
<b>Contributions</b>	<b>10,536.42</b>	
<b>Expenditures</b>	<b>6,762.26</b>	
Direct project costs	5,471.57	80,91%
Project running costs	646.93	9,57%
Project marketing & PR	546.76	8,09%
Foundation administrative support	97.00	1,43%
<b>Balance</b>	<b>3,774.16</b>	

**Project managers: 16**



## Support to infrastructure sector reforms (MIU)

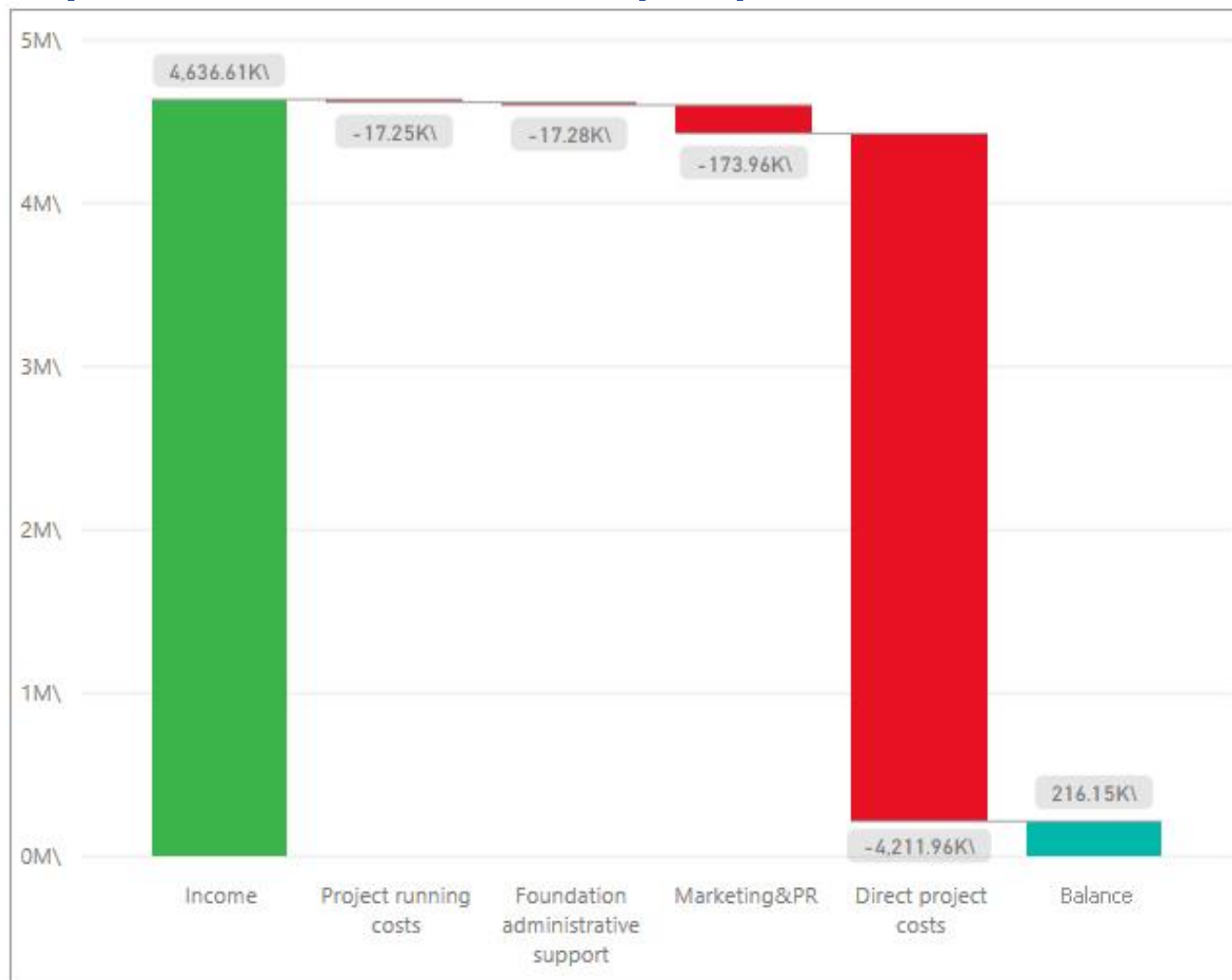


Category	Amount, in thousand UAH	%
<b>Contributions</b>	<b>3,122.86</b>	
<b>Expenditures</b>	<b>3,065.37</b>	
Direct project costs	2,942.66	96,00%
Foundation administrative support	47.70	1,56%
Project marketing & PR	39.97	1,30%
Project running cost	35.03	1,14%
<b>Balance</b>	<b>57.49</b>	

**Project managers: 11**



# National Export Promotion Policy Development and Implementation Assistance (EPA)



Category	Amount, in thousand UAH	%
<b>Contributions</b>	<b>4,636.61</b>	
<b>Expenditures</b>	<b>4,420.46</b>	
Direct project costs	4,211.96	95,28%
Project marketing & PR	173.96	3,94%
Foundation administrative support	17.28	0,39%
Project running cost	17.25	0,39%
<b>Balance</b>	<b>216.15</b>	

**Project managers: 9**



NON-GOVERNMENTAL UNION  
**FOUNDATION FOR SUPPORT OF REFORMS IN UKRAINE**

Financial report 2017

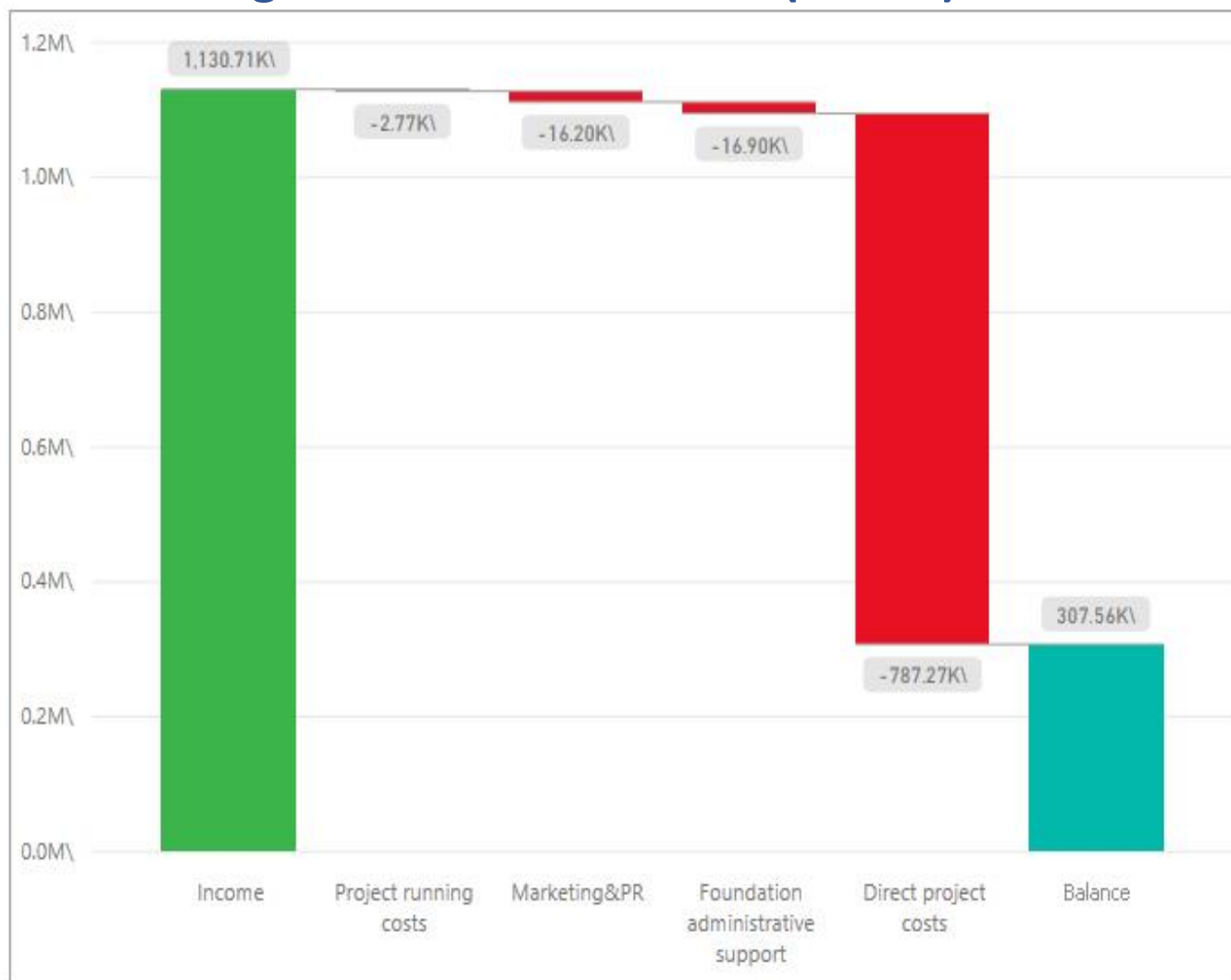
## Increasing awareness about pension reform in Ukraine (Pension reform awareness)



Category	Amount, in thousand UAH	%
Contributions	1,478.36	
Expenditures	1,478.36	
Project running cost	1,427.25	96,54%
Project marketing & PR	51.11	3,46%
<b>Balance</b>	<b>0.00</b>	



## Correction, Update and Verification of Kyiv Advertising Fixture Location Data (KMDA)

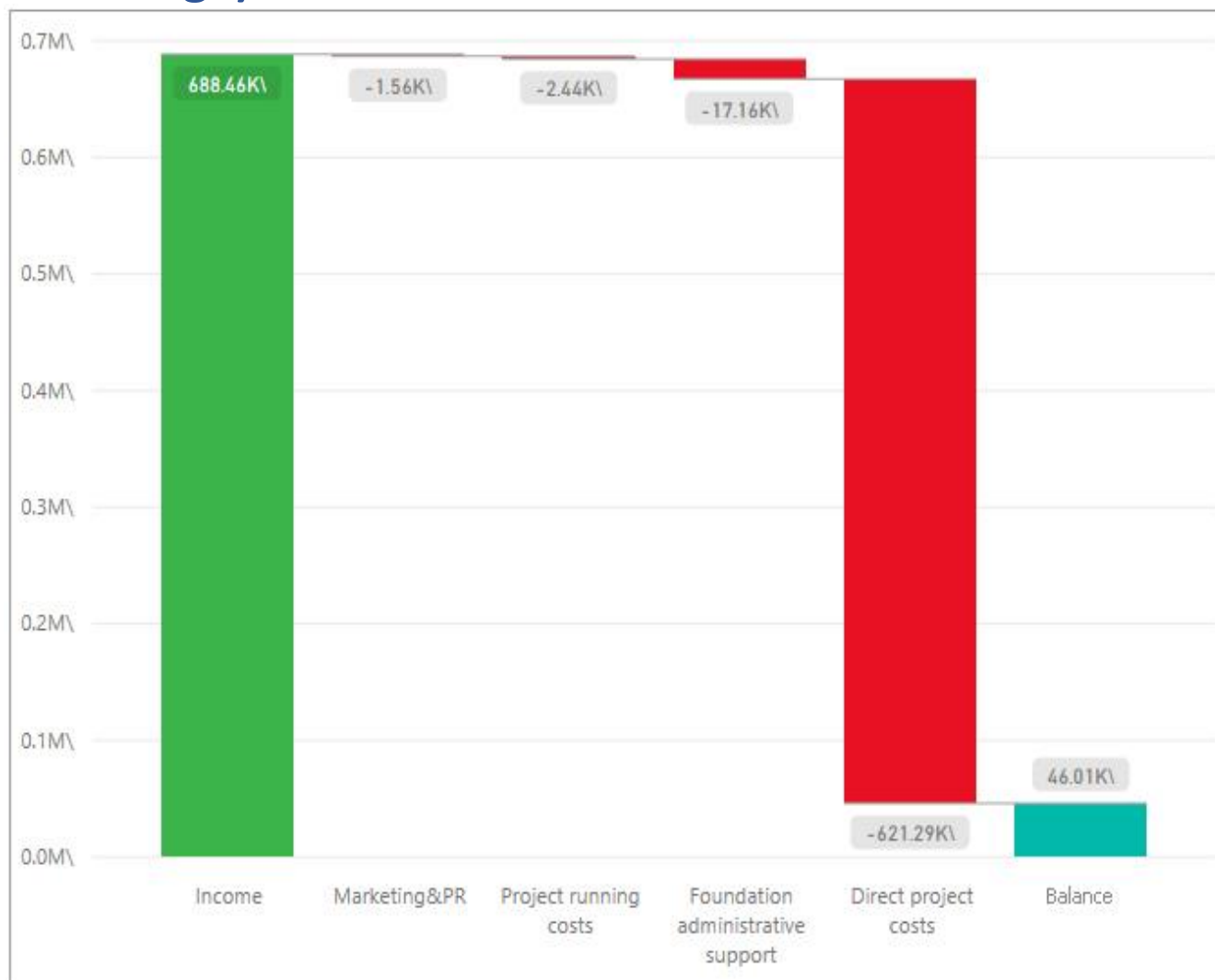


Category	Amount, in thousand UAH	%
<b>Contributions</b>	<b>1,130.71</b>	
<b>Expenditures</b>	<b>823.15</b>	
Direct project costs	787.27	95,64%
Foundation administrative support	16.90	2,05%
Project marketing & PR	16.20	1,97%
Project running cost	2.77	0,34%
<b>Balance</b>	<b>307.56</b>	





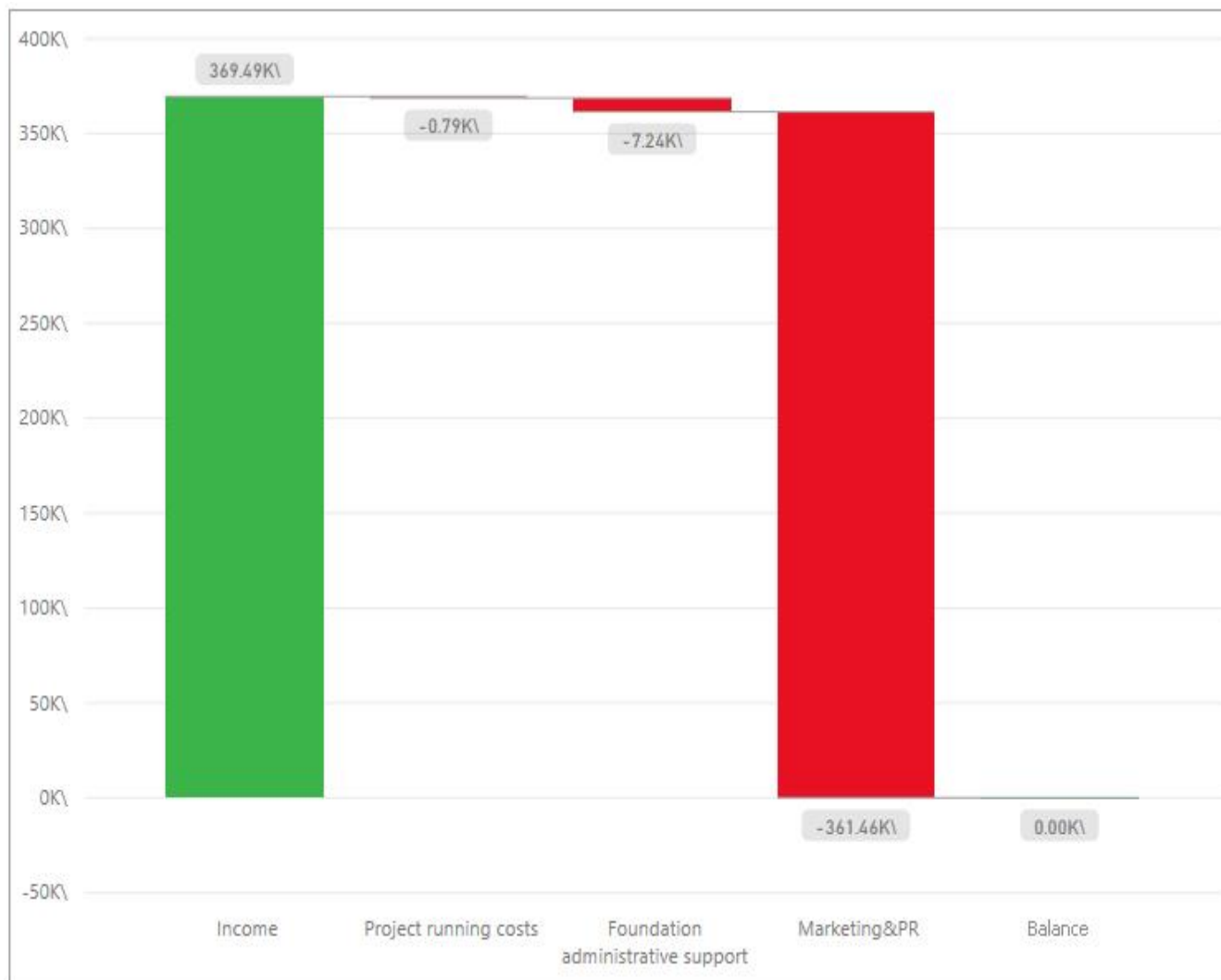
# Technovation Challenge Ukraine (Technovation challenge)



Category	Amount, in thousand UAH	%
<b>Contributions</b>	<b>688.46</b>	
<b>Expenditures</b>	<b>642.45</b>	
Direct project costs	621.29	96,71%
Foundation administrative support	17.16	2,67%
Project running cost	2.44	0,38%
Project marketing & PR	1.56	0,24%
<b>Balance</b>	<b>46.01</b>	



## Printing the National Reforms Council Report “Reform progress monitoring 2016” (NRC report printing)



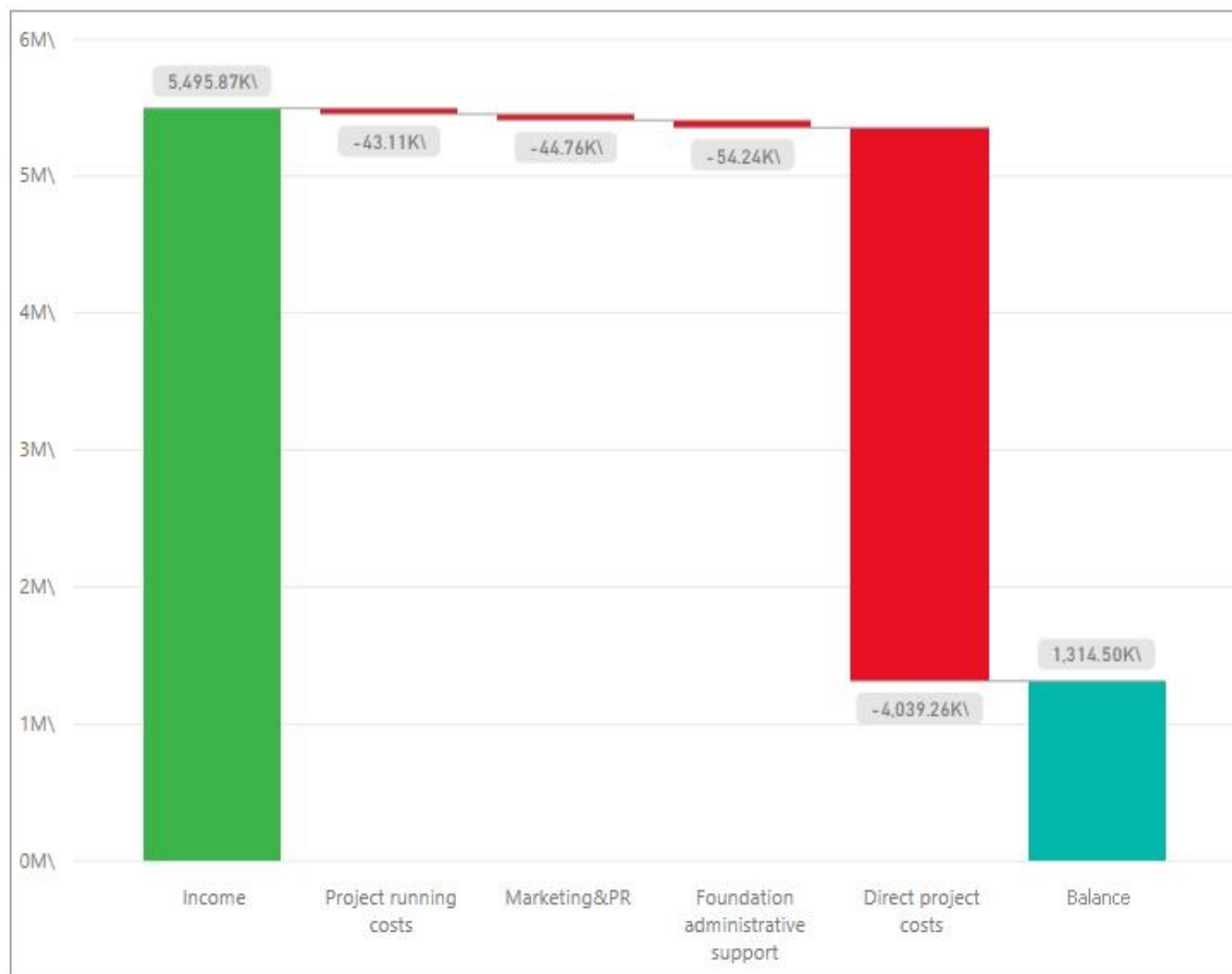
Category	Amount, in thousand UAH	%
<b>Contributions</b>	<b>369.49</b>	
<b>Expenditures</b>	<b>369.49</b>	
Project marketing & PR	361.46	97,83%
Foundation administrative support	7.24	1,96%
Project running cost	0.79	0,21%
<b>Balance</b>	<b>0.00</b>	



## Project managers office for Ministry of Defense (PMO MoD)



British Embassy



Category	Amount, in thousand UAH	%
<b>Contributions</b>	<b>5,495.87</b>	
<b>Expenditures</b>	<b>4,181.37</b>	
Direct project costs	40,39.26	96,60%
Foundation administrative support	54.24	1,30%
Project marketing & PR	44.76	1,07%
Project running cost	43.11	1,03%
<b>Balance</b>	<b>1,314.5</b>	

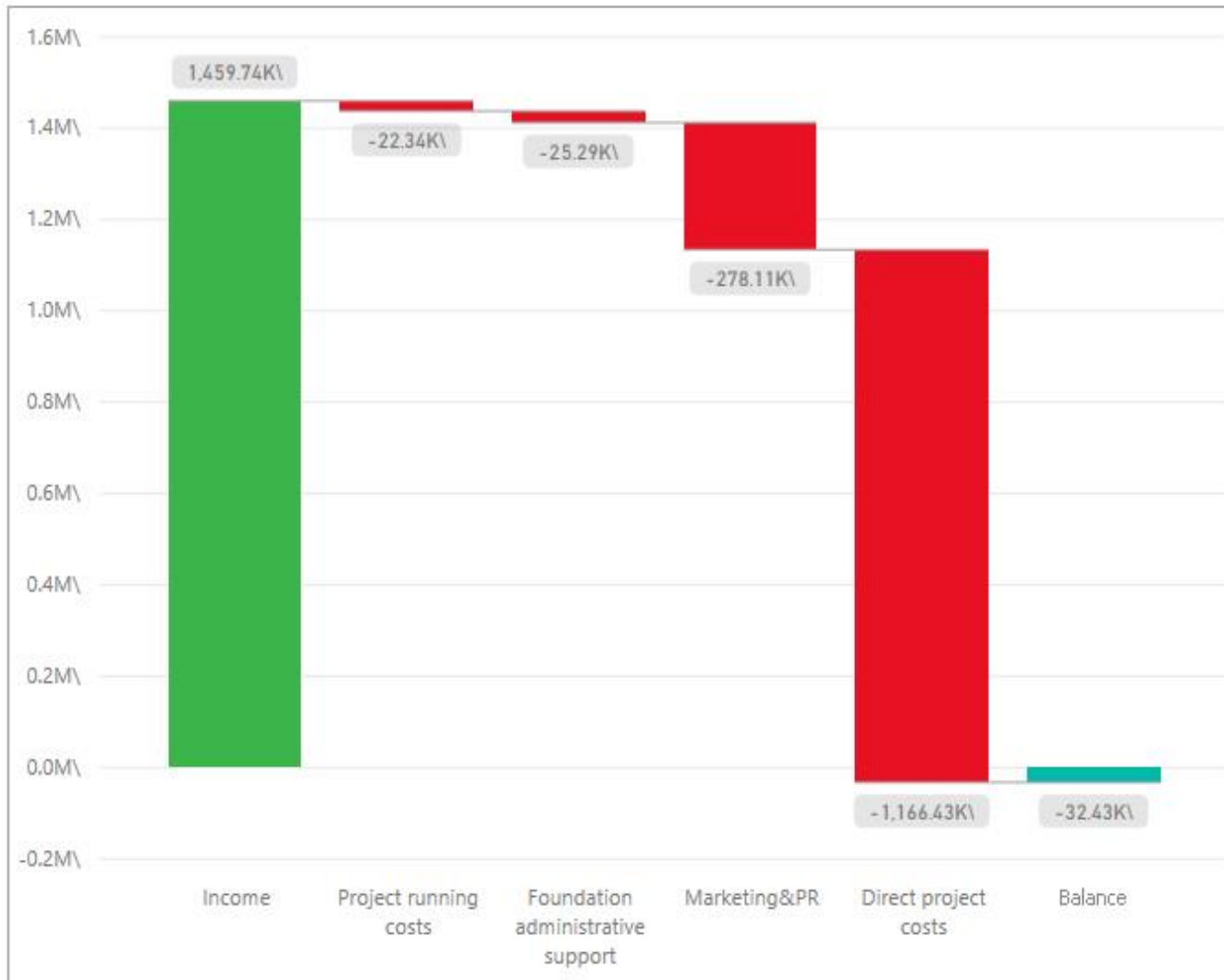
**Project managers: 20**



NON-GOVERNMENTAL UNION  
FOUNDATION FOR SUPPORT OF REFORMS IN UKRAINE

Financial report 2017

# Investment promotion administration & State owned enterprises (IPA SOE)



Category	Amount, in thousand UAH	%
<b>Contributions</b>	<b>1,459.74</b>	
<b>Expenditures</b>	<b>1,492.17</b>	
Direct project costs	1,166.43	78,17%
Project marketing & PR	278.11	18,64%
Foundation administrative support	25.29	1,69%
Project running cost	22.34	1,50%
<b>Balance</b>	<b>-32.43</b>	

**Project managers: 8**



## Reforms communication project in Ukraine (RCP in Ukraine)



Category	Amount, in thousand UAH	%
<b>Contributions</b>	<b>1,055.26</b>	
<b>Expenditures</b>	<b>787.53</b>	
Project marketing & PR	712.21	90,44%
Foundation administrative support	63.43	8,05%
Project running cost	11.89	1,51%
<b>Balance</b>	<b>267.73</b>	

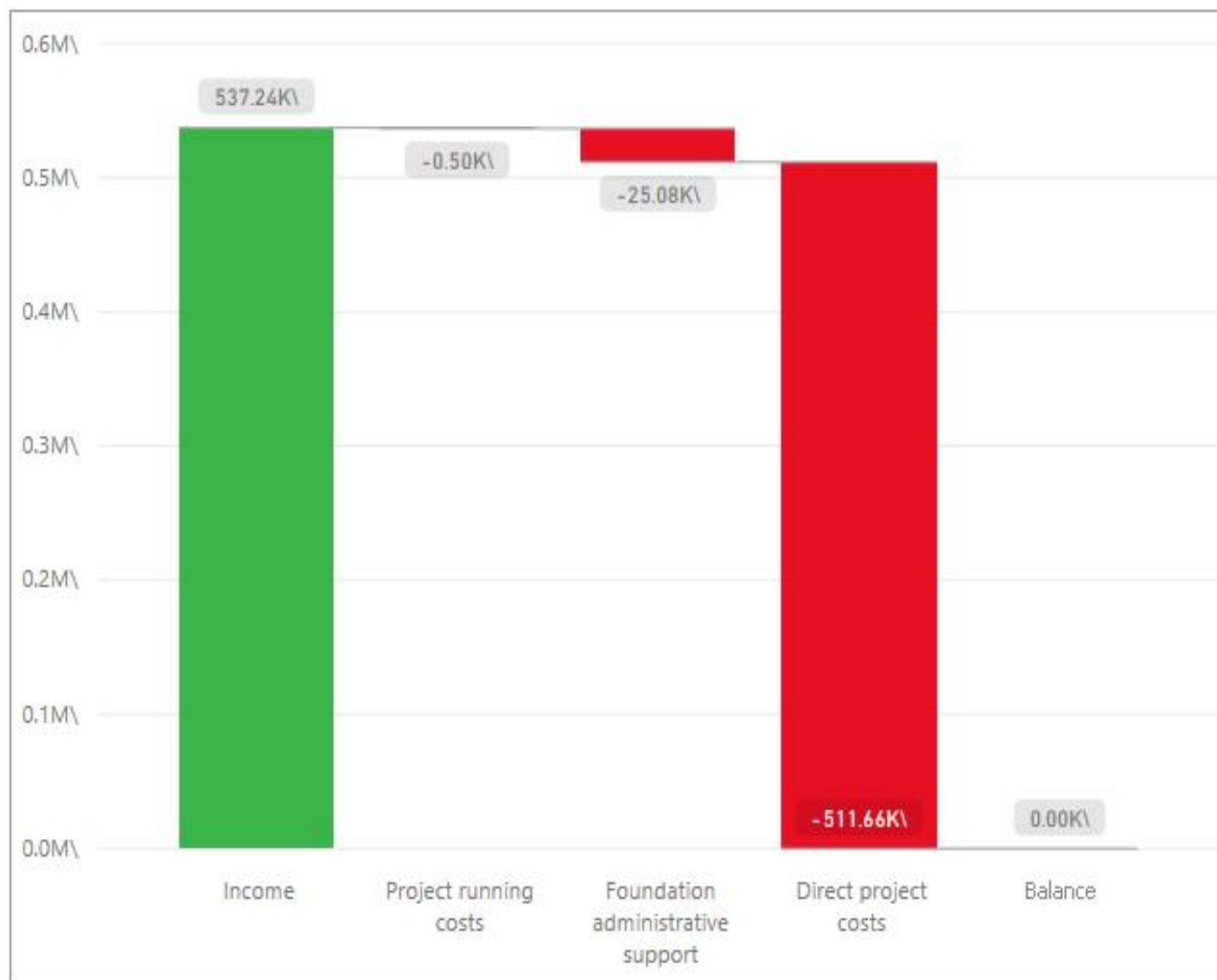
**Project managers: 4**



NON-GOVERNMENTAL UNION  
**FOUNDATION FOR SUPPORT OF REFORMS IN UKRAINE**

Financial report 2017

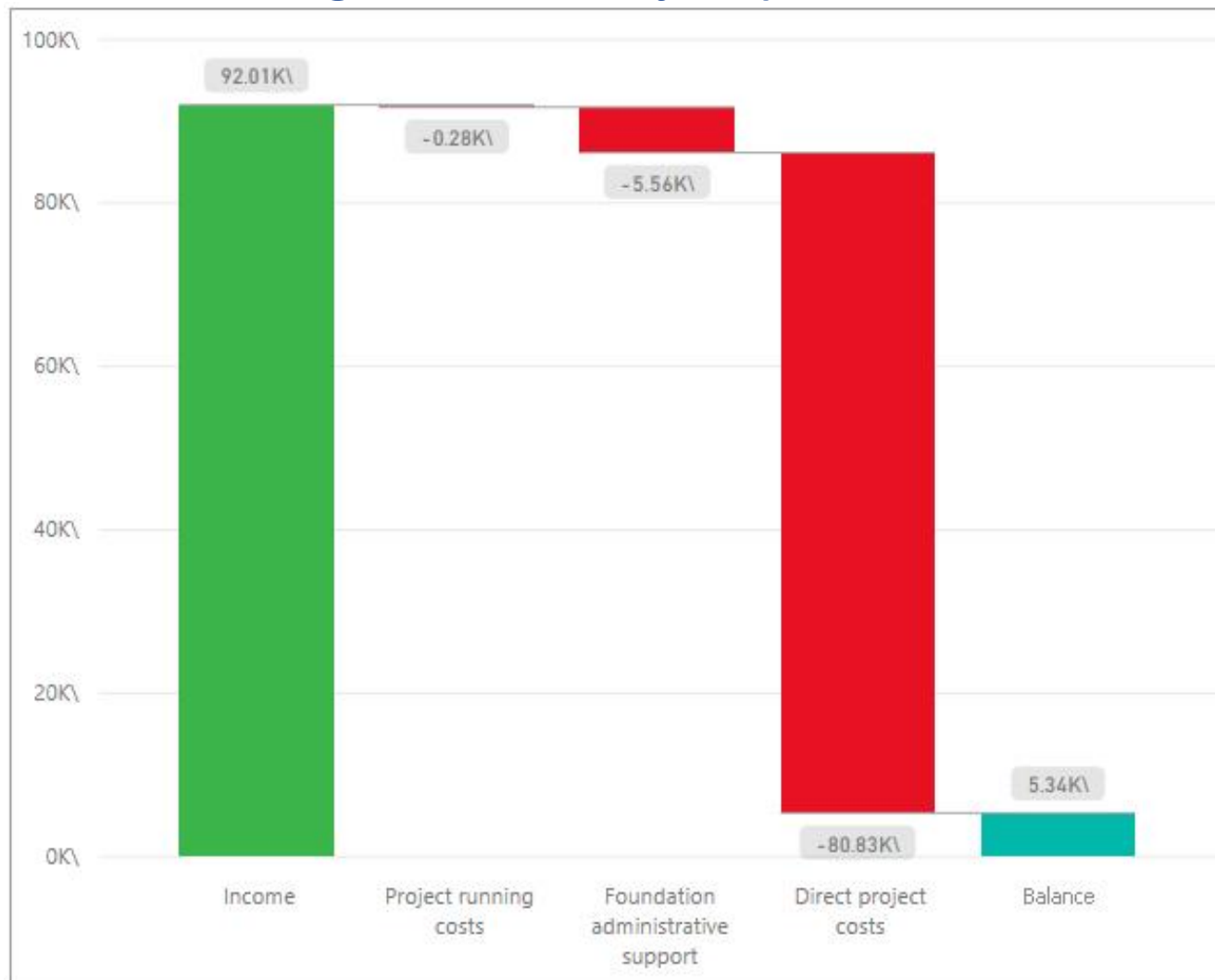
## International Mayors' Summit 2017 (IMS 2017)



Category	Amount, in thousand UAH	%
<b>Contributions</b>	<b>537.24</b>	
<b>Expenditures</b>	<b>537.24</b>	
Direct project costs	511.66	95,24%
Foundation administrative support	25.08	4,67%
Project running cost	0.50	0,09%
<b>Balance</b>	<b>0.00</b>	



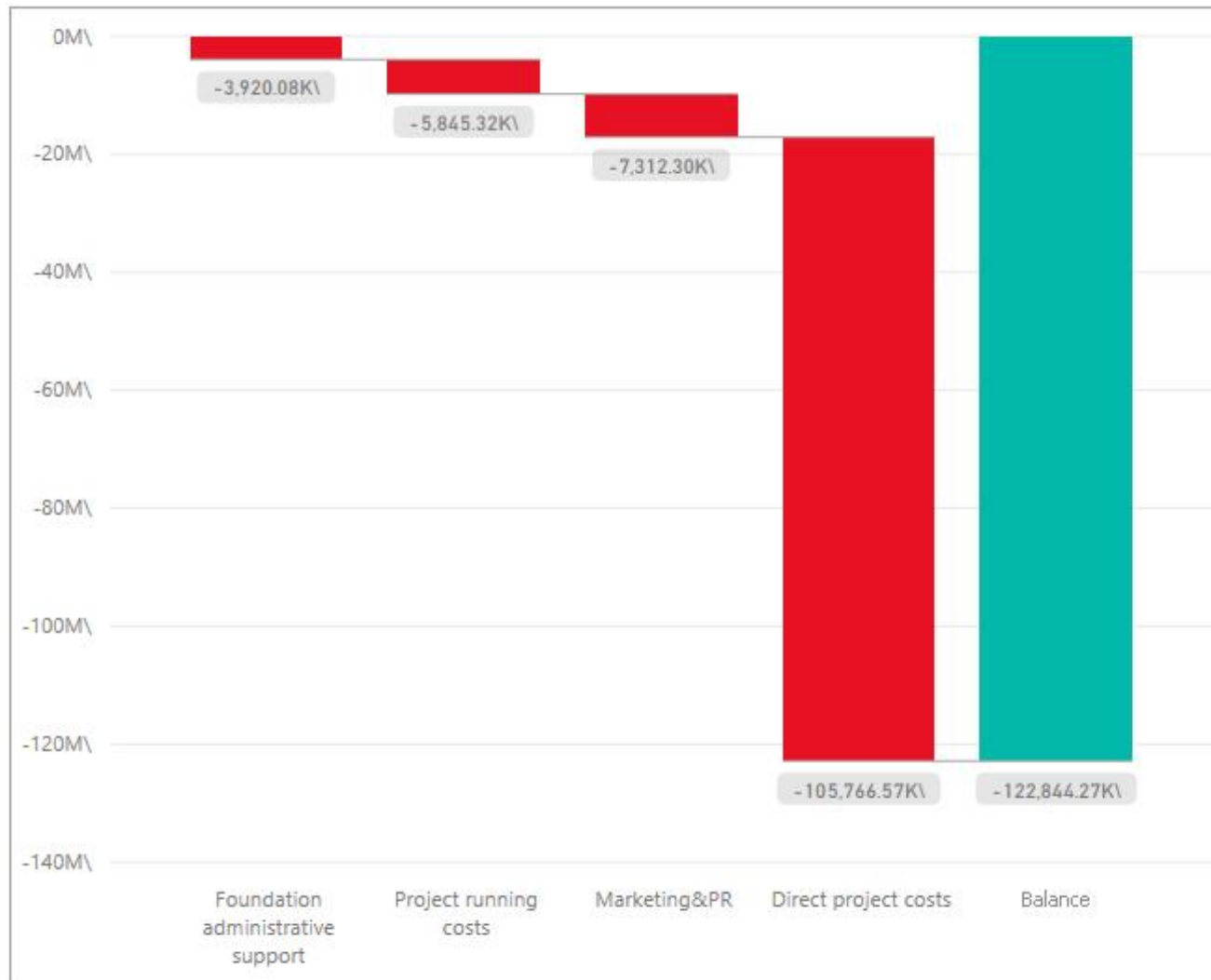
## Support to the Implementation of the European Union – Ukraine Association Agreement” Project (EU-UA Association Agreement)



Category	Amount, in thousand UAH	%
<b>Contributions</b>	<b>92.01</b>	
<b>Expenditures</b>	<b>86.67</b>	
Direct project costs	80.83	93,26%
Foundation administrative support	5.56	6,42%
Project running cost	0.28	0,32%
<b>Balance</b>	<b>5.34</b>	



## Expenditures breakdown by category



Category	Expenses, in thousand UAH	% of funding
Direct project costs	105,766.57	86,10%
Project marketing & PR	7,312.30	5,95%
Project running costs	5,845.32	4,76%
Foundation administrative support	3,920.08	3,19%
<b>Total</b>	<b>122,844.27</b>	<b>100,00%</b>





## Quantity of experts by Projects

